



**Arkansas Insurance Department  
Arkansas Health Insurance Marketplace  
PY2020 Overview**



# PY2020 Enrollment Report

Through December 1, 2020



**A REPORT FOR THE  
ARKANSAS LEGISLATIVE COUNCIL - HEALTH INSURANCE MARKETPLACE LEGISLATIVE OVERSIGHT SUBCOMMITTEE  
December 17, 2020**

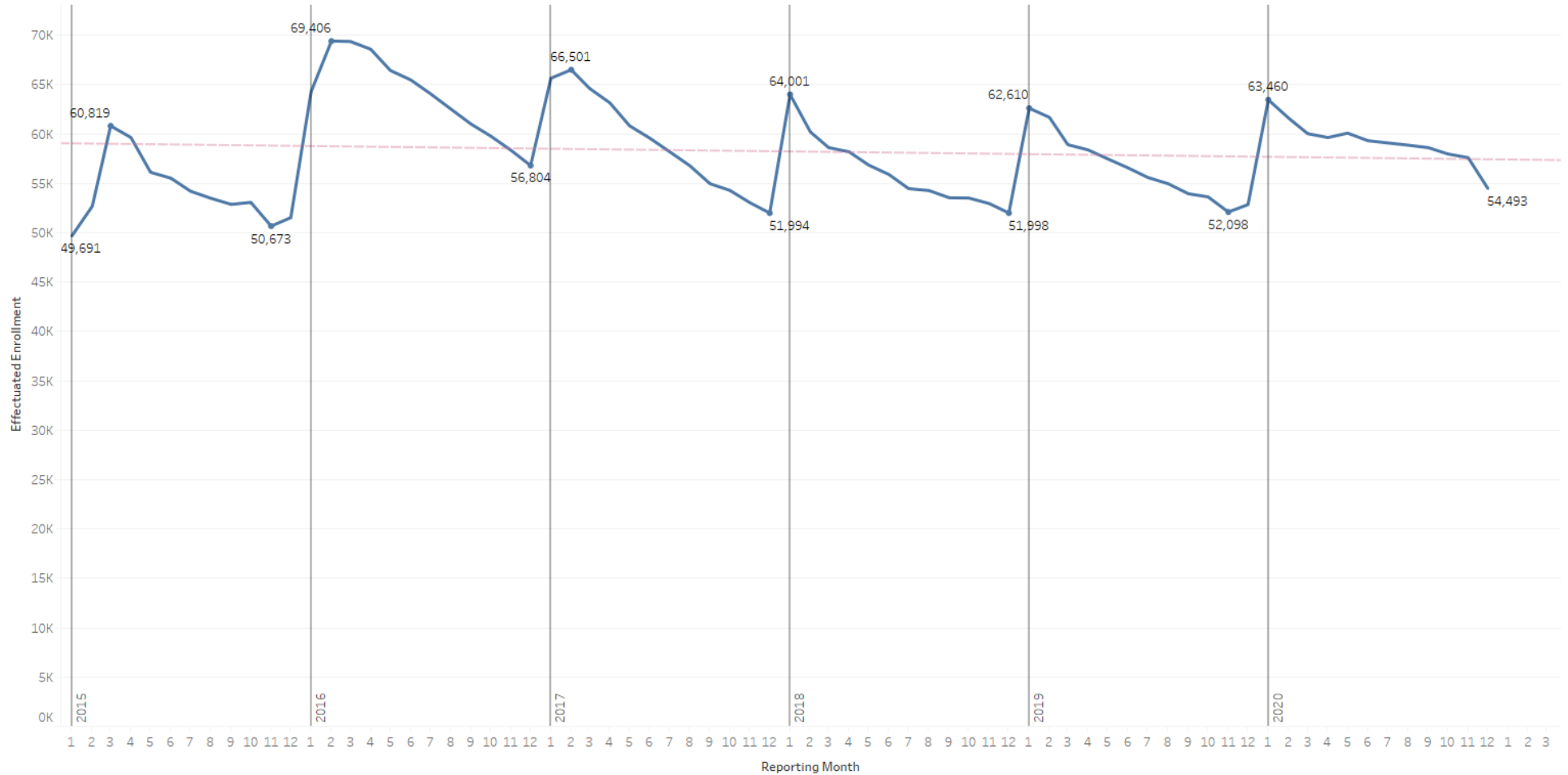
**Alan McClain  
Arkansas Insurance Commissioner**



[HTTP://INSURANCE.ARKANSAS.GOV](http://INSURANCE.ARKANSAS.GOV)  
[HTTP://MYARINSURANCE.COM](http://MYARINSURANCE.COM)



# Historical Marketplace Enrollment in Arkansas (By month, 2015-Present) Data as of December 1, 2020



[HTTP://INSURANCE.ARKANSAS.GOV](http://insurance.arkansas.gov)  
[HTTP://MYARINSURANCE.COM](http://myarinsurance.com)

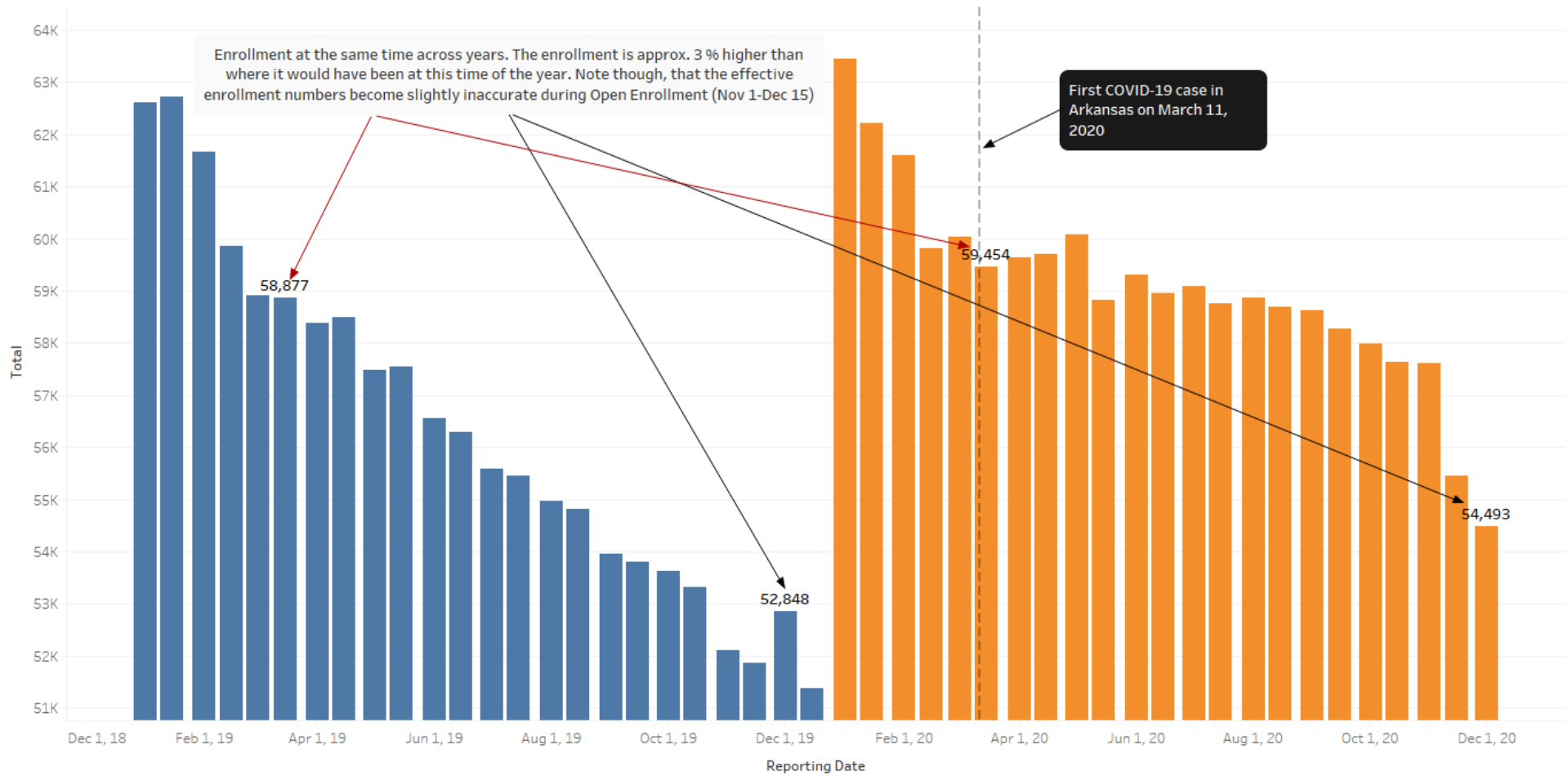




**Arkansas Insurance Department**  
**Arkansas Health Insurance Marketplace**  
**PY2020 Overview**



Effect of COVID19 on Marketplace Enrollment (2019 vs 2020)



[HTTP://INSURANCE.ARKANSAS.GOV](http://insurance.arkansas.gov)  
[HTTP://MYARINSURANCE.COM](http://myarinsurance.com)

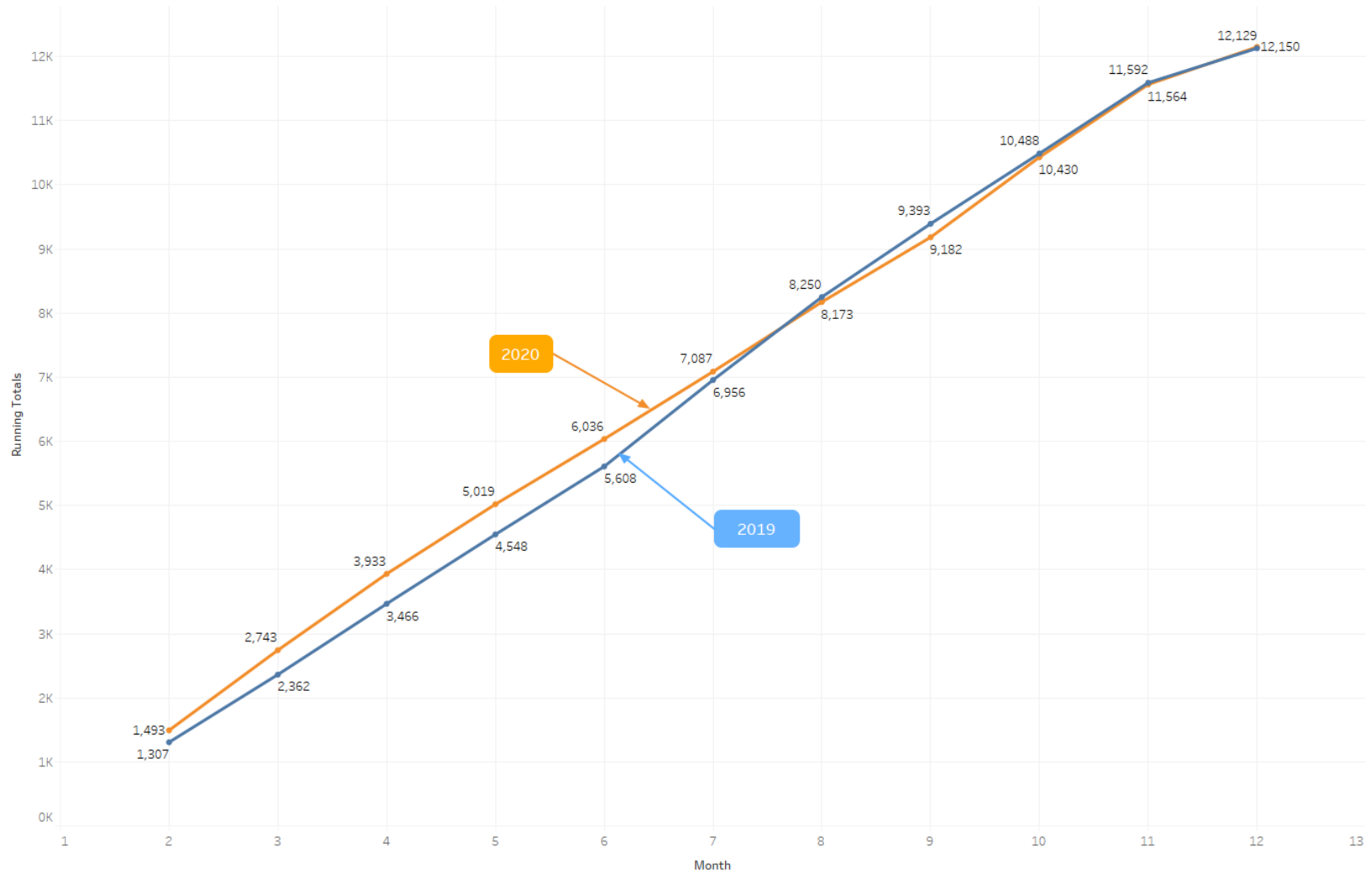




# Arkansas Insurance Department Arkansas Health Insurance Marketplace PY2020 Overview



Marketplace enrollees who enrolled in SEPs across the months.  
(2019 compared to 2020)



[HTTP://INSURANCE.ARKANSAS.GOV](http://insurance.arkansas.gov)  
[HTTP://MYARINSURANCE.COM](http://myarinsurance.com)





**Arkansas Insurance Department  
Arkansas Health Insurance Marketplace  
PY2020 Overview**



In past reports to the ALC, AID had reported enrollment trends for all 75 counties. To make this data readily available and reduce stationary use, AID has instead made the same data available online as an interactive visualization labelled as "Enrollment Trend Visualization" within the webpage <http://rhld.insurance.arkansas.gov/Info/Public/Reports> \*

The screenshot shows the Arkansas Insurance Department website. At the top left is the Arkansas Insurance Department logo. The main navigation bar includes links for ABOUT AID, RESOURCES, NEWS, EVENTS, REPORTS, CONTACT, and SEARCH. Below this is a dark blue header with the text "RHL: AHCD INFORMATION PORTAL: ENROLLMENT REPORTS". On the right side of the header are two tabs: "CONSUMER ASSISTANCE" (highlighted in red) and "INDUSTRY / REGULATION".

Below the header, there is a section titled "All reports reflect totals as of Tuesday, December 01, 2020". A note below this states: "Note: The reports below relate to enrollment in the Federally Facilitated Marketplace in Arkansas of those with incomes greater than 138 percent of the Federal Poverty Level. Enrollments in the Health Care Independence Program (Arkansas Works, previously Private Option) are not included. Some of the reports provide percentage coverage as a metric of the effectiveness of the ACA (within the population segment of un-insured, non-elderly and above 138% of the Federal Poverty Level)."

There are four links listed on the left side of the page:

- Map of Enrollments by County (PDF)
- Enrollment Demographics by County (PDF) (Excel)
- Map of Enrollment Target Percentages by County (PDF)
- Enrollment Target Percentages by County (PDF) (Excel)
- Enrollment Trend Visualization % (LINK)** - This link is highlighted with a red arrow.

On the right side of the page, there is a "Regulatory Health Link" section with the following links:

- Information Portal
- Insurer Resources
- Network Adequacy Regulation Program
- Find Agents, Brokers & Assistors
- Licensure Information
- Resources & Training
- Consumer FAQs
- Special Enrollment
- Consumer Protection
- Enroll in an Individual Plan

At the bottom of the page, there is a disclaimer: "Disclaimer: The accuracy of the aggregated enrollment reports provided by AID is dependent on the data provided by the carriers. While AID's data quality measures are able to catch many issues before publication, some issues may go undiscovered until a later date. A log of past data issues that impacted published aggregated enrollment counts can be viewed by [clicking this link](#)."

The visualization would be updated monthly in Tableau Public Server and can be customized by the viewer for

- a) Any county or all counties.
- b) Any desired time-period.



[HTTP://INSURANCE.ARKANSAS.GOV](http://insurance.arkansas.gov)  
[HTTP://MYARINSURANCE.COM](http://myarinsurance.com)

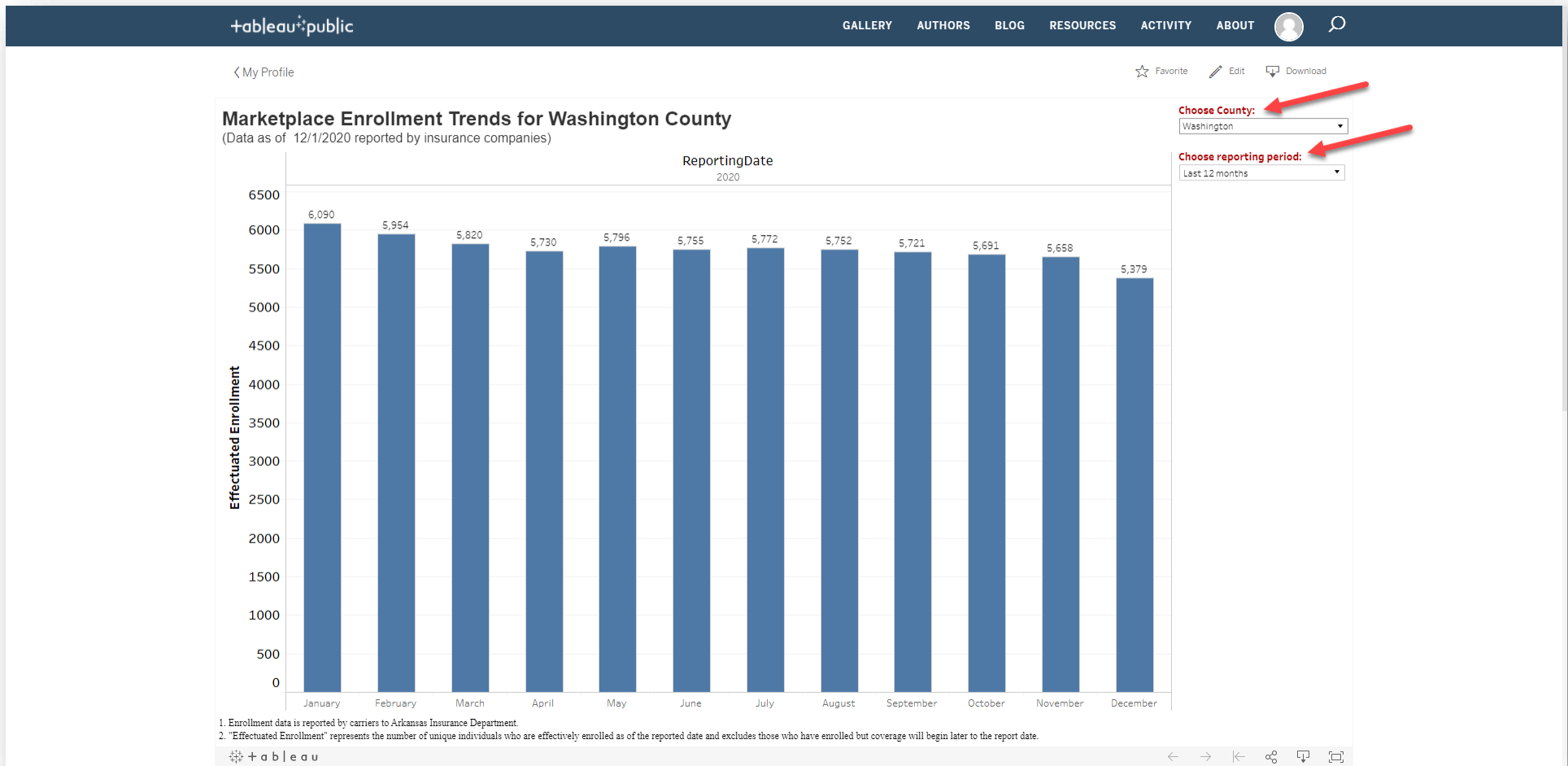




**Arkansas Insurance Department**  
**Arkansas Health Insurance Marketplace**  
**PY2020 Overview**



**Sample of how the online visualization looks when Washington County is chosen for the last 12 months:**



[HTTP://INSURANCE.ARKANSAS.GOV](http://insurance.arkansas.gov)  
[HTTP://MYARINSURANCE.COM](http://myarinsurance.com)

