



Division of Youth Services

P.O. Box 1437, Slot S-501 · Little Rock, AR 72203-1437
501-682-8654 · Fax: 501-682-1151 · TDD: 501-682-1355



July 20, 2012

The Honorable Missy Irvin
State Senator Chair
Senate Committee on Children
and Youth
Arkansas Legislative Council
315 State Capitol Building
Little Rock, Arkansas 72201

The Honorable Stephanie Malone
State Representative Chair
Aging, Children and Youth, Legislative
and Military Affairs - House
Arkansas Legislative Council
315 State Capitol Building
Little Rock, Arkansas 72201

Dear Senator Irvin and Representative Malone:

Attached is the Quarterly Performance Report from the Division of Youth Services as required by Act 1222 of 1995. The period covered by the report is April 2012 through June 2012.

Please note the format has changed in accordance to the request of the committee. Please advise if this format change is acceptable.

Should you have any questions about any of this material, please feel free to contact me.

Sincerely,

A handwritten signature in blue ink, appearing to read "Ronald R. Angel".

Ronald R. Angel
Director

RRA: bs

cc: John Selig, Director, Department of Human Services
Steve Jones, Deputy Director, Department of Human Services
File

Department of Human Services

Division of Youth Services

Quarterly Performance Report
In Compliance with Act 1222 of 1995
Report Period April – June 2012



Executive Summary

April – June 2012

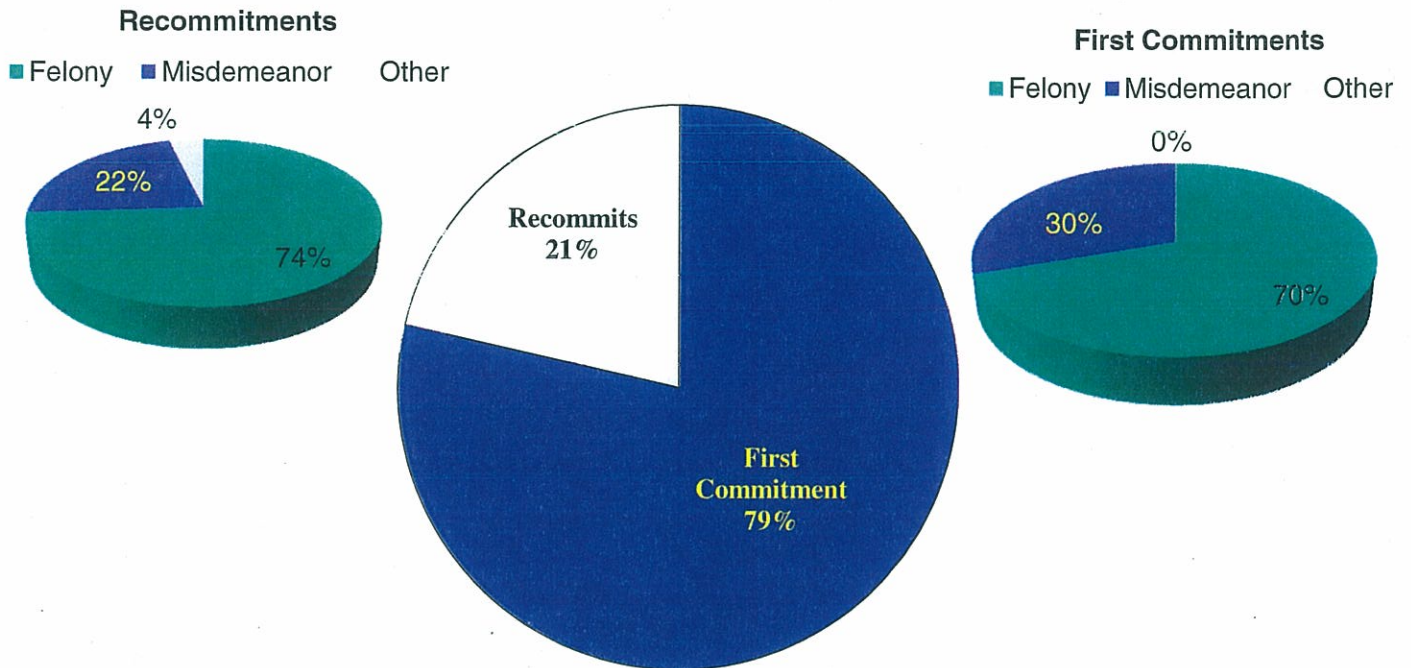
In the fourth quarter of FY 2012 the number of juvenile offenders in state custody decreased slightly from 692 in the previous quarter to 683.

For youth committed during this quarter, basic demographic characteristics remain unchanged. The youth committed to custody is predominately male (84%). Under half (29%) committed this quarter were for misdemeanor offenses. Over half (56%) are sixteen years of age or older at time of commitment.

In the fourth quarter, twenty-four (24) incidents of suspected abuse or neglect were referred to the Arkansas State Police. Of the twenty-four (24) incidents, the Arkansas State Police determined three (3) merited an investigation. The status of the investigations is one(1) was founded, one (1) was unfounded, and one (1) is pending.

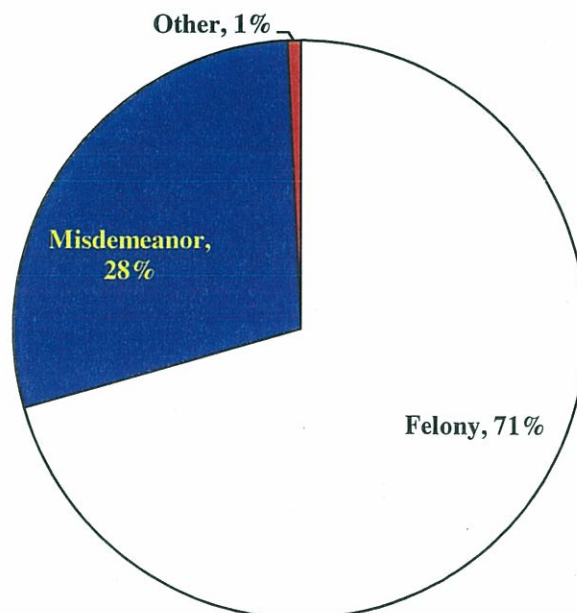
Demographics April – June 2012

Chart 1: Commitments All Juveniles Committed During Reporting Quarter



Recommittments encompass all juveniles who were previously committed to DYS and received another order of commitment during the quarter.

Chart 2: Commitments by Offense For Juveniles Committed During Reporting Quarter



Demographics

April – June 2012

Chart 3: Commitments by Race For Juveniles Committed During Reporting Quarter

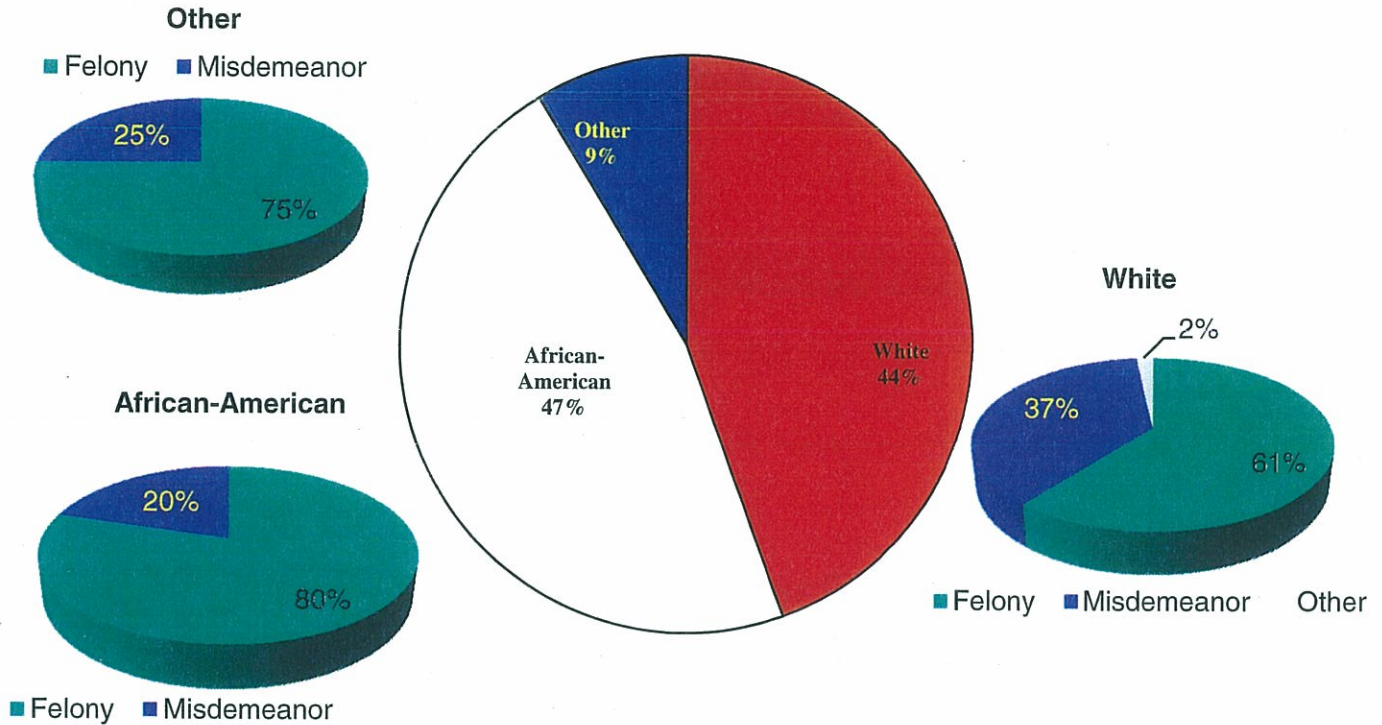
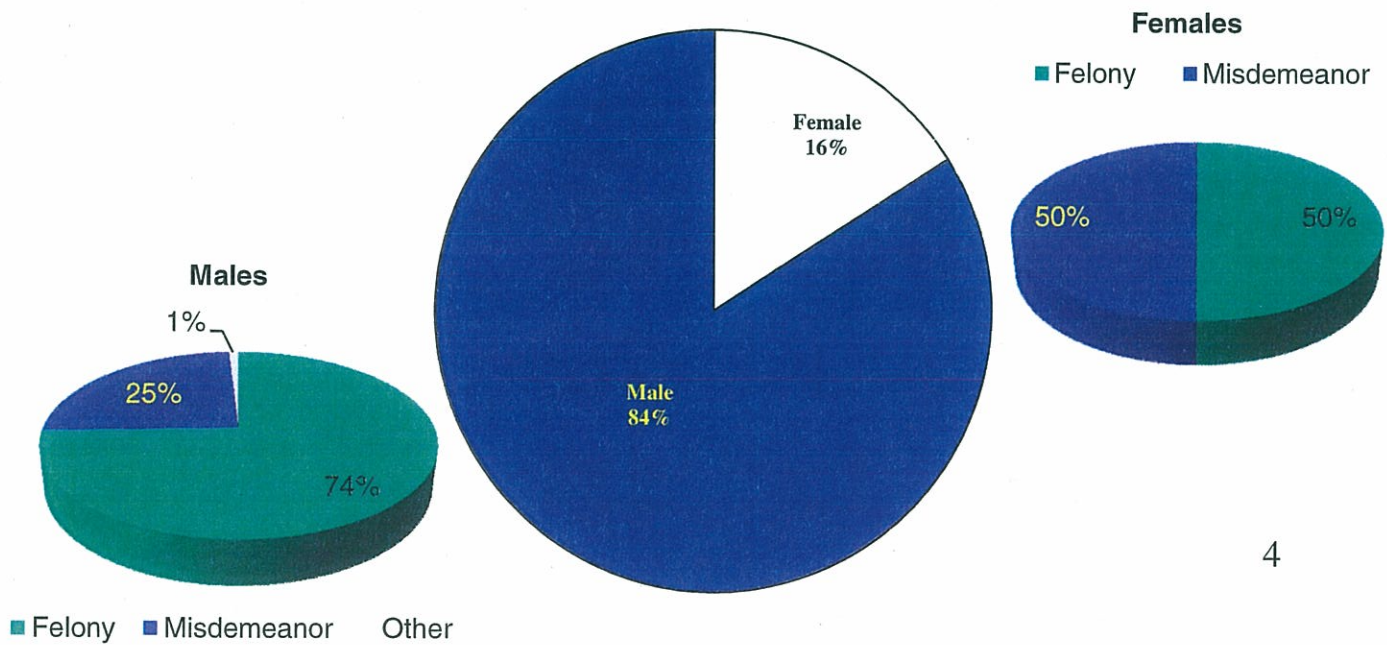


Chart 4: Commitments by Gender For Juveniles Committed During Reporting Quarter



Demographics April – June 2012

Chart 5: Commitments by Age For Juveniles Committed During Reporting Quarter

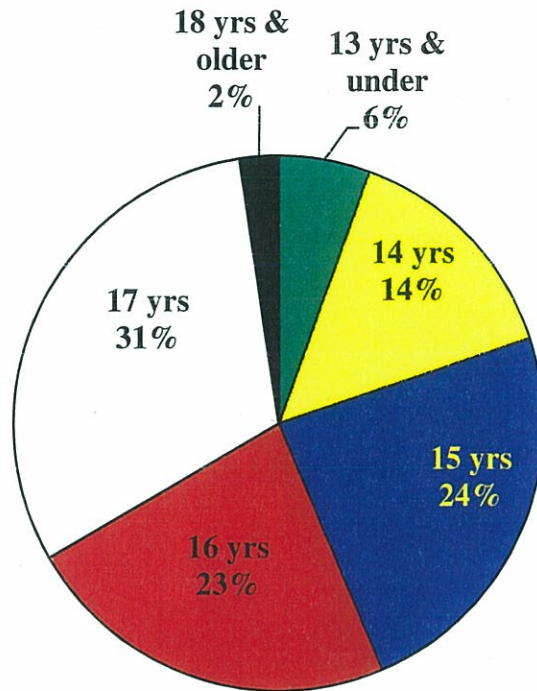
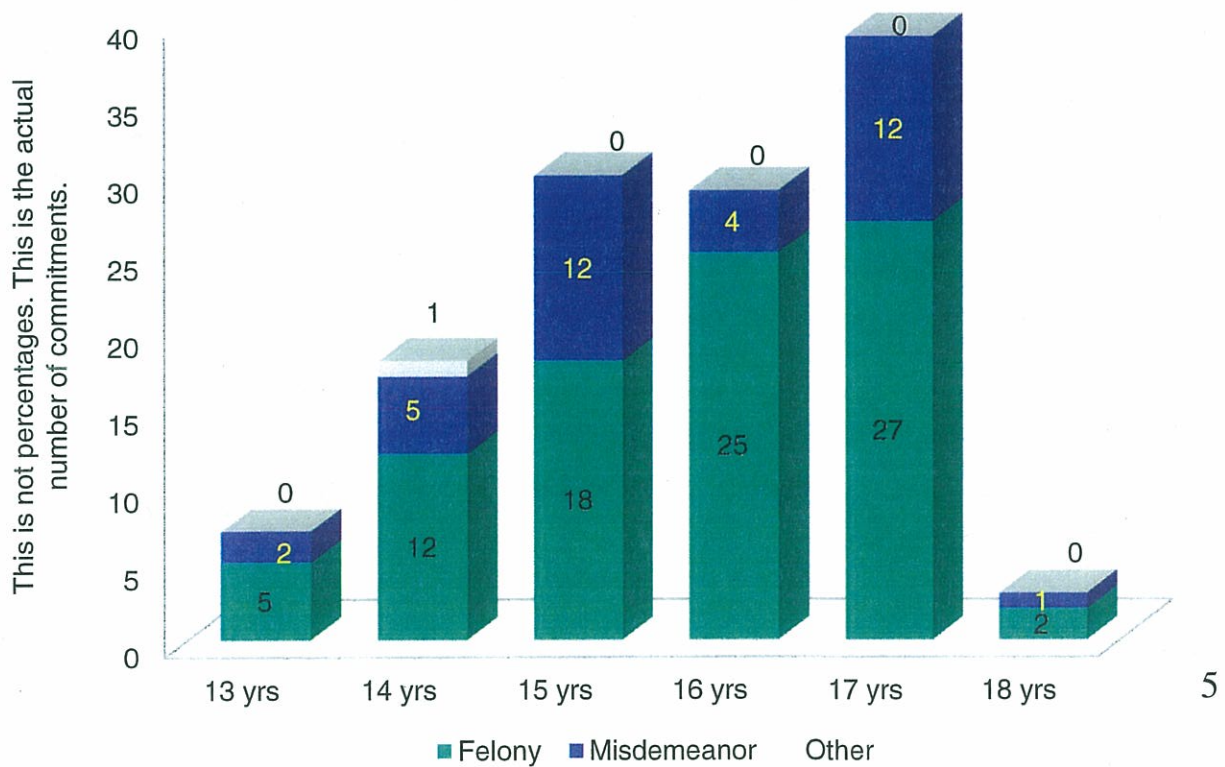


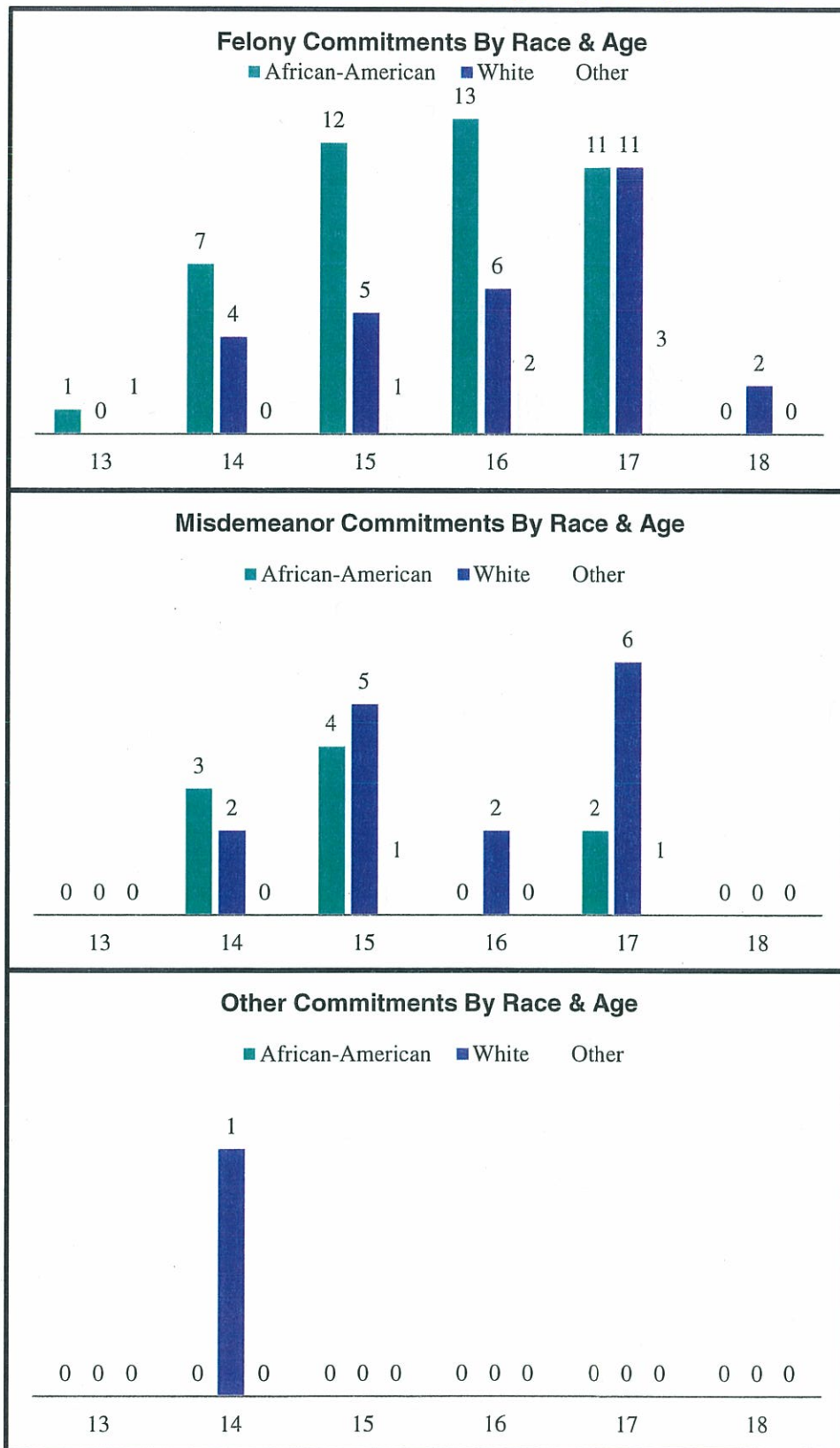
Chart 6: Offenses by Age For Juveniles Committed During Reporting Quarter



Demographics

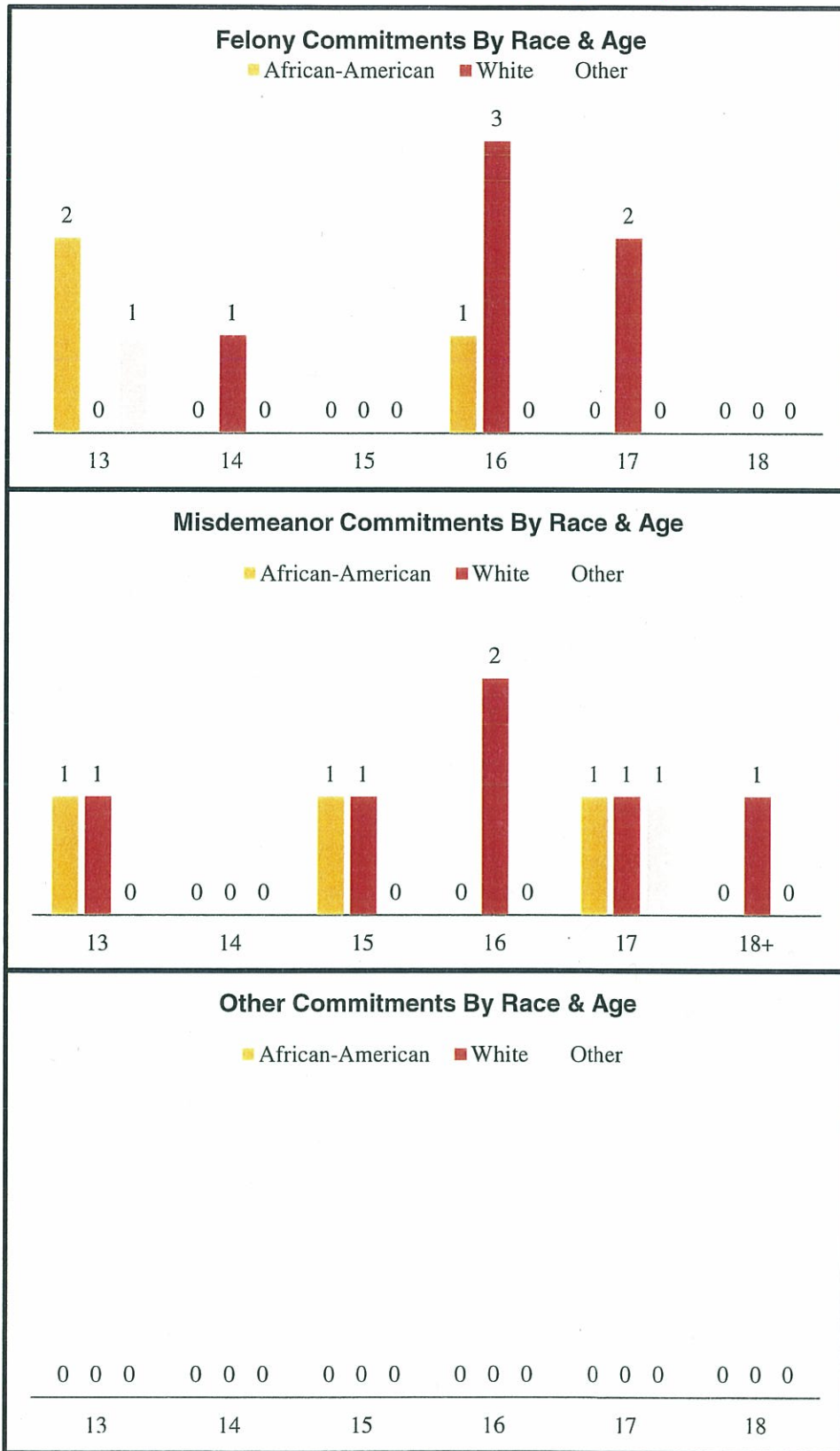
April – June 2012

Chart 7: Number of Males Committed by Offense For Juveniles Committed During Reporting Quarter



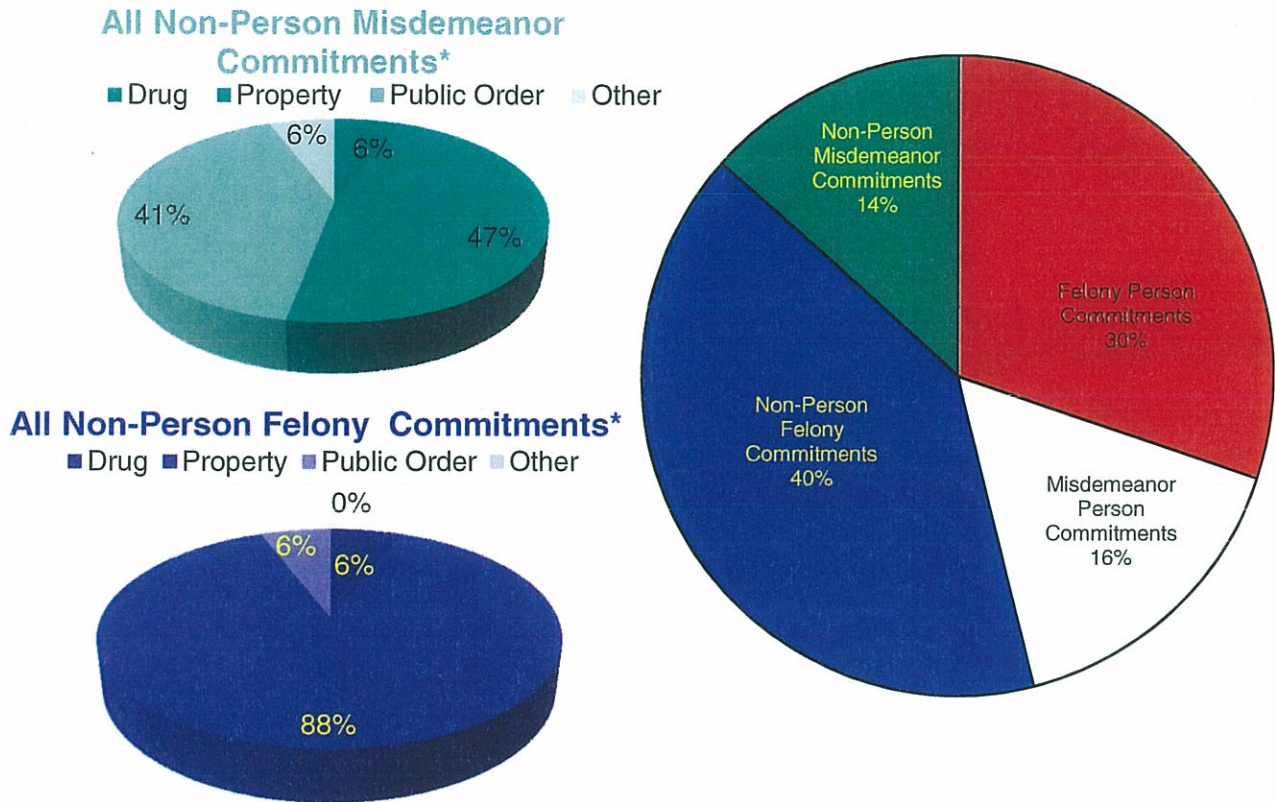
Demographics April – June 2012

**Chart 8: Number of Females Committed by Offense
For Juveniles Committed During Reporting Quarter**



Demographics April – June 2012

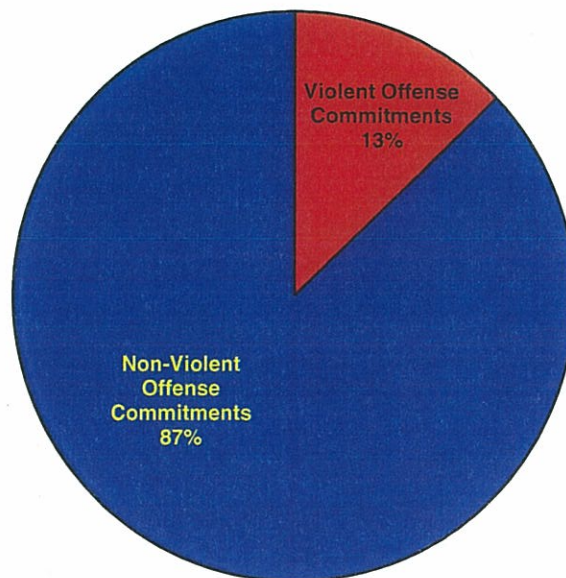
Chart 9: Commitments by Person Crimes* For Juveniles Committed During Reporting Quarter



* For a listing of the charges by each category, please refer to Appendix A.

Chart 10: Violent* Vs. Non-Violent Offense Commitments For Juveniles Committed During Reporting Quarter

*These are Part I UCR violent offenses. The Federal Bureau of Investigation defines violent crimes as murder/ manslaughter, rape, robbery and aggravated assault.



Demographics April – June 2012

Chart 11: Releases For Reporting Quarter

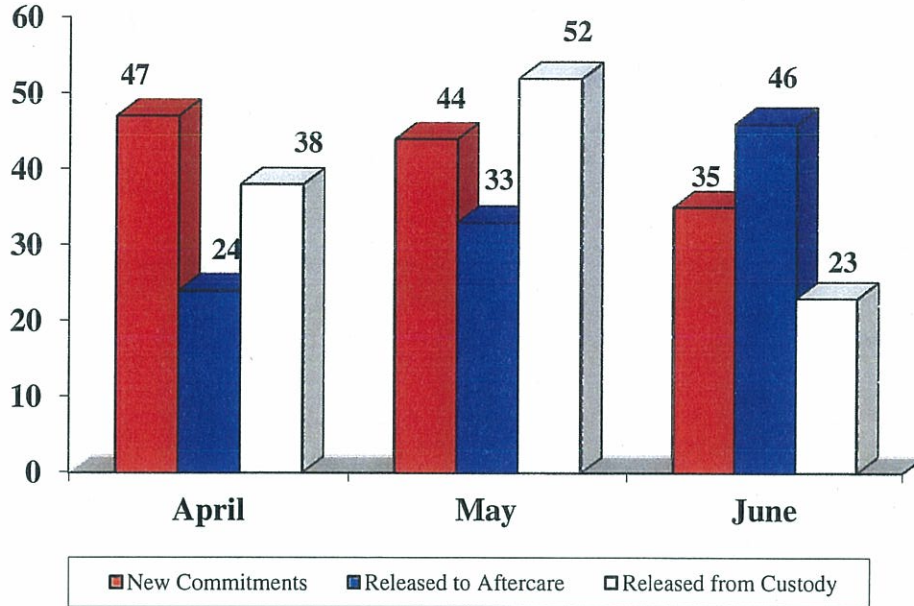
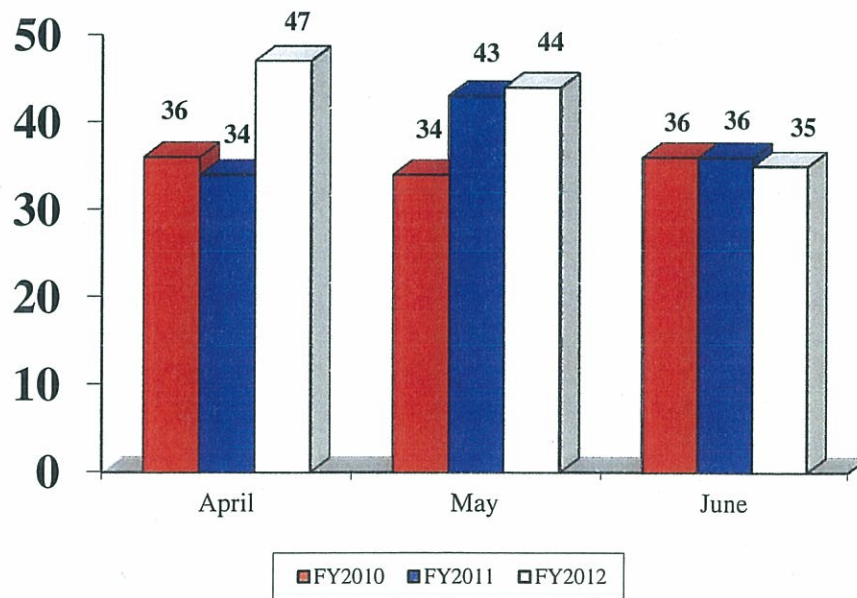


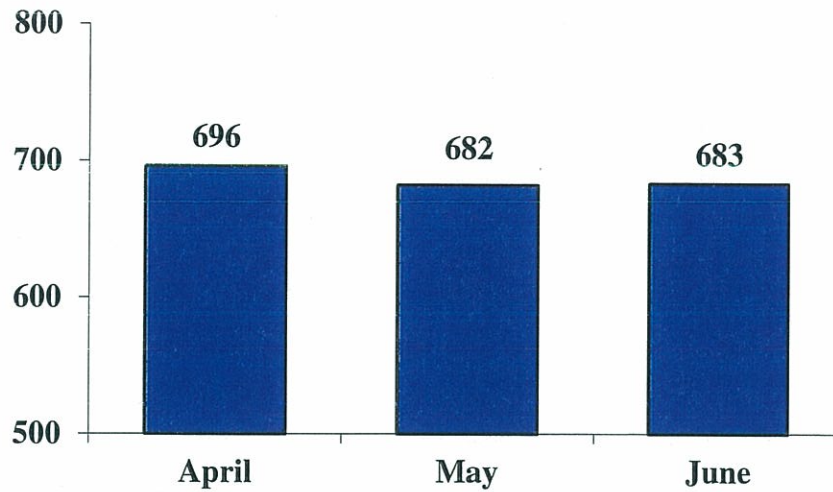
Chart 12: Commitments by Month

This is a comparison of commitment for this quarter to same time period in previous years.



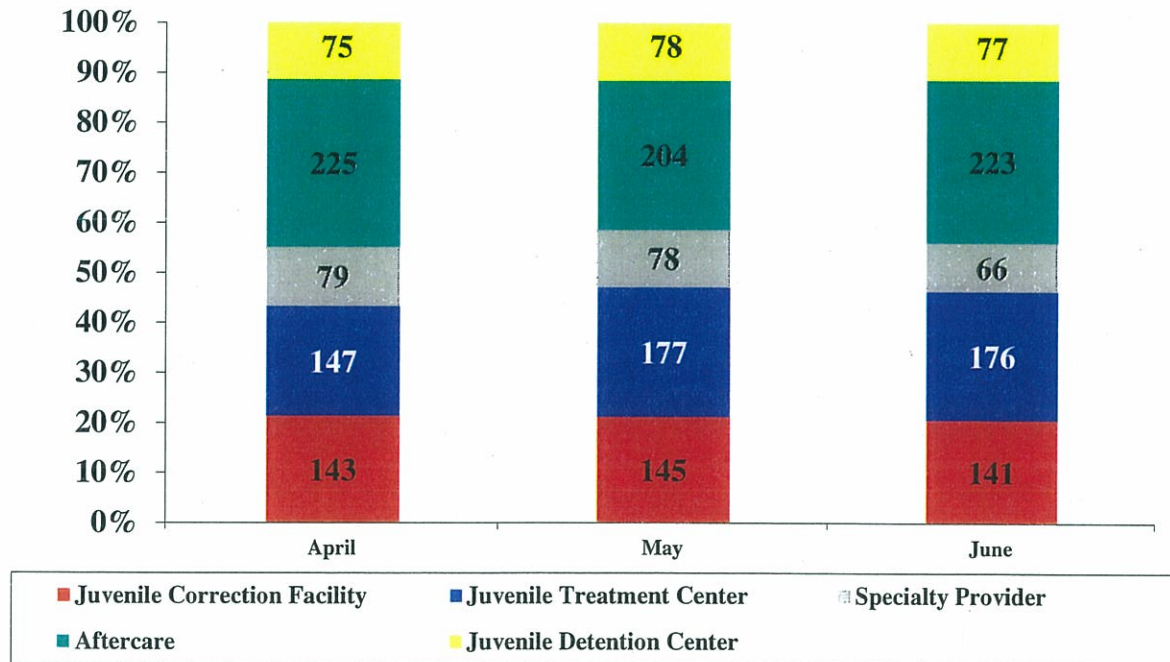
Demographic Trends April – June 2012

Chart 13: Total Population in Custody*



* Populations reflected are a snapshot of the last day of the month.

Chart 14: Population by Program Type*



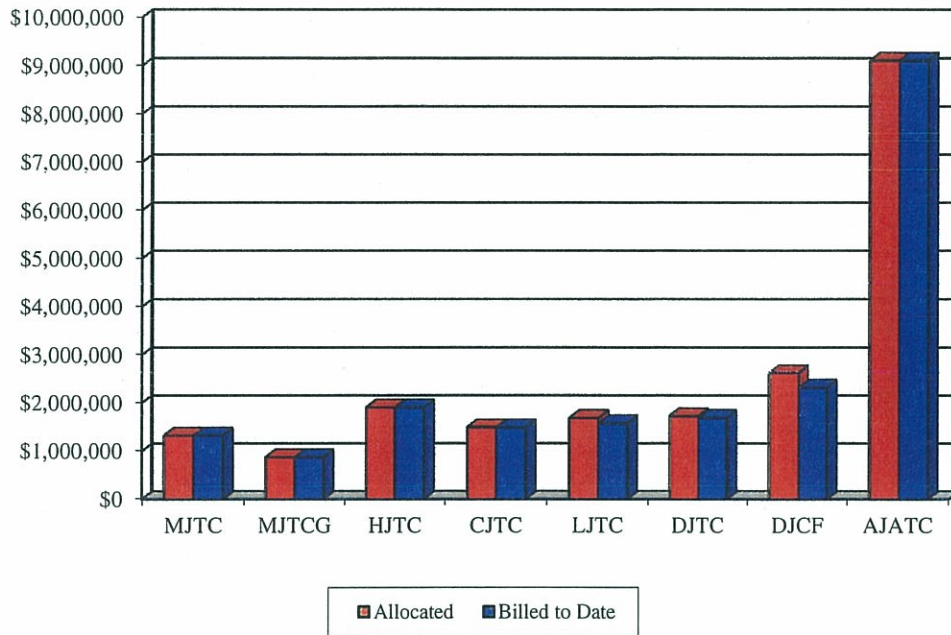
* Populations reflected are a snapshot of the last day of the month.

■ Juvenile Correction Facility includes both the Arkansas Juvenile Treatment & Assessment Center and the Dermott Juvenile Correctional Facility (18-21).

■ Juvenile Treatment Center includes the facilities at Colt, Harrisburg, Dermott (17 & Under), Lewisville, and Mansfield.

Financial April – June 2012

Chart 15: DYS Facility Expenditures to Date

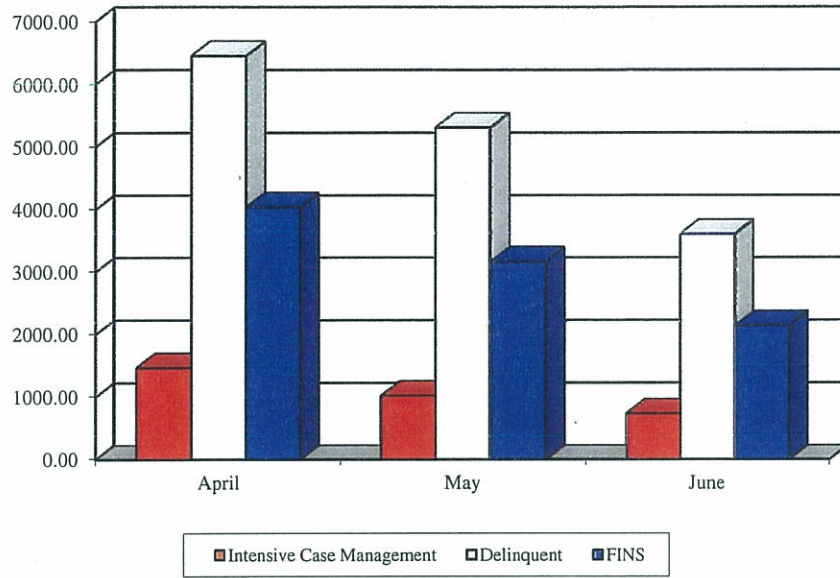


DYS CODE	Facility Name
AJATC	AR Juvenile Assessment & Treatment Center
CJTC	Colt Juvenile Treatment Center
HJTC	Harrisburg Juvenile Treatment Center
DJCF18-21	Dermott Juvenile Correction Facility
DJTC	Dermott Juvenile Treatment Center
LJTC	Lewisville Juvenile Treatment Center
MJTC	Mansfield Juvenile Treatment Center
MJTCG	Mansfield Juvenile Treatment Center Girls

Financial

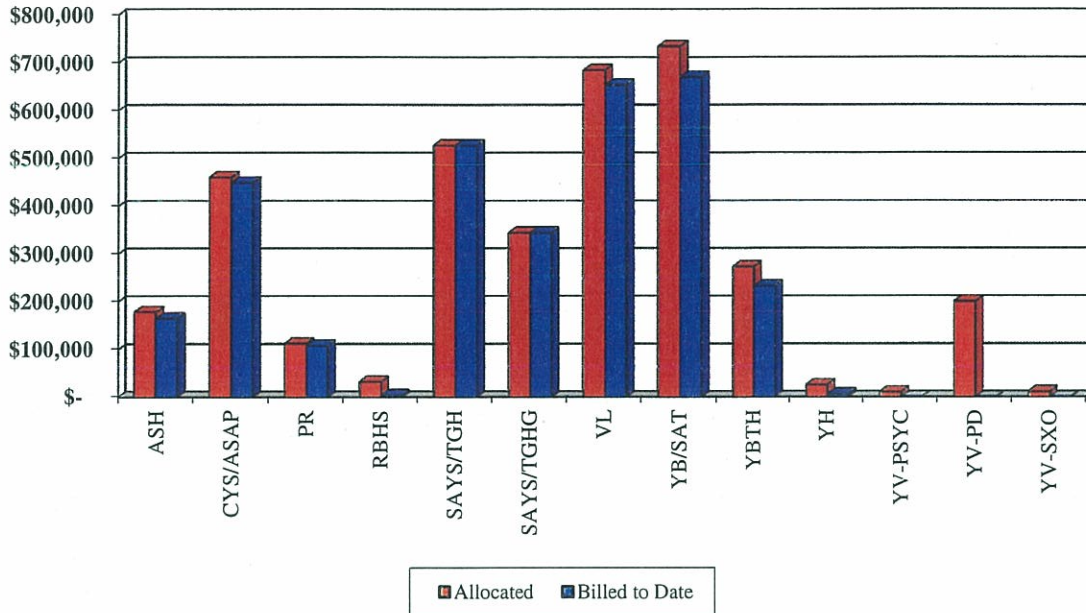
April - June 2012

Chart 16: Community Based Services Units by Program Designation



Financial April – June 2012

Chart 17: Purchase of Service Placements



DYS CODE	Facility Name
ASH	Arkansas State Hospital
CYS/ASAP	Consolidate Youth Services Adolescent Sexual Adjustment Program
PR	Piney Ridge
RBHS	Rivendell Behavior Health Services
SAYS/TGH	South AR Youth Services Therapeutic Group Home (Boys)
SAYS/TGHG	South AR Youth Services Therapeutic Group Home for Girls
VL	Vera Lloyd Presbyterian Home
YB/SAT	Youth Bridge Substance Abuse Treatment
YBTH	Youth Bridge Therapeutic Group Home
YH	Youth Home, Inc.
YV-PSYCH	Youth Villages – Psychiatric Treatment
YV-PD	Youth Villages – Psychiatric Treatment for the Developmentally Disabled
YV-SXO	Youth Villages – Sex Offender Treatment

Performance Measures

April – June 2012

Incidents

Chart 18: Incidents Accepted by the Child Abuse Hotline

REFERRED TO HOTLINE						INCIDENTS ACCEPTED BY HOTLINE
24						3

Incident Type	Cases Accepted by ASP	Cases Pending	Cases Founded	Cases Unfounded	Case Status Unknown
ASSAULT	0	0	0	0	0
DISORDERLY CONDUCT	0	0	0	0	0
FIGHT	0	0	0	0	0
NEGLECT	0	0	0	0	0
OTHER	1	0	1	0	0
PHYSICAL ABUSE	1	0	0	1	0
SEXUAL ABUSE/RAPE	1	1	0	0	0
SEXUAL MISCONDUCT	0	0	0	0	0
TOTAL	3	1	1	1	0

DYS IAU ensures that all appropriate incidents have been reported to the Child Abuse Hotline Unit of the Arkansas State Police (ASP). Upon reporting, the Hotline Unit determines whether the incident will be accepted for investigation. If accepted, the incident is then referred to the Investigation Unit of the ASP. The Investigation Unit of the (ASP) will then review the report and make a determination as to whether or not the information provided warrants a full investigation. If accepted for investigation by the Investigation Unit of the ASP, DYS IAU will be able to access the results of the investigation. If the incidents are not accepted for investigation by the Investigation Unit of the ASP, then DYS IAU still completes an internal investigation.

Additionally, delays in the receipt of information and lack of access to such information by the DYS IAU unit often occur. For instance, since DYS and its contractors are mandatory reporters, some of the incidents referred to the hotline may have occurred prior to DYS involvement in the youth's life. If so, given the confidentiality restrictions, DYS is not entitled to the final results of the investigation as they were not a party to the incident. Further, due to the length of the investigation period, it is likely that incidents reported by DYS and accepted by the Investigation Unit of ASP will not be finalized nor their results shared during the current quarter.

Chart 19:

Category of Incidents Accepted by Child Abuse Hotline

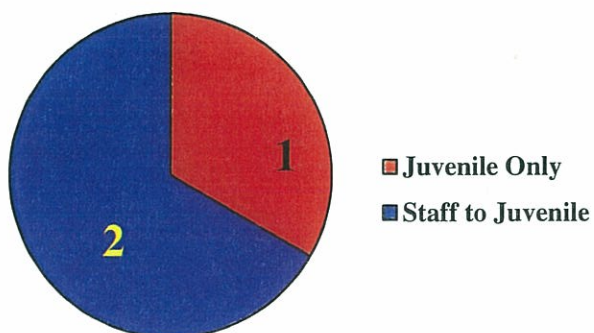
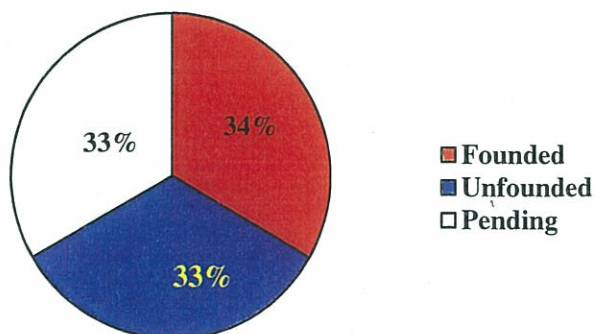


Chart 20:

Status of Cases Accepted by Child Abuse Hotline



Performance Measures April – June 2012

Chart 21: Commitments by District

Judicial District	Number of Commitments			Judicial District	Number of Commitments		
	FY 2010	FY 2011	FY 2012		FY 2010	FY 2011	FY 2012
1st	6	4	4	12th	6	10	13
2nd	8	8	10	13th	13	12	7
3rd	1	2	7	14th	1	0	2
4th	4	1	2	15th	1	0	2
5th	0	1	5	16th	2	1	1
6th	12	15	14	17th	3	1	3
7th	2	2	3	18th East	4	7	10
8th North	6	6	0	18th West	0	0	0
8th South	2	2	2	19th East	0	0	0
9th East	1	0	0	19th West	1	2	3
9th West	1	4	2	20th	1	5	6
10th	11	9	13	21st	0	1	1
11th East	0	1	4	22nd	3	11	4
11th West	15	7	7	23rd	2	1	1
State Total					106	113	126

Commitments encompass all juveniles who were committed to DYS including juveniles currently in custody who have received another order of commitment during the quarter.

Commitments by Charge

Comment	Charge	Total	
DRUG LAW	DELV, POSS, MANU, ETC DRUG PARAPHERNALIA	1	
	POSS CTRL-CNFT SUB W-O PRESC-1ST OFF	1	
	POSS CTRL-CNFT SUB W-O PRESC-3RD OFF	1	
	POSS, ETC CNTRFT SUB W-INTENT SCH I-V	1	
OTHER	AFTERCARE VIOLATION	1	
PERSON	AGGRAVATED ASSAULT	2	
	AGGRAVATED ROBBERY	4	
	ASSAULT - 1ST DEGREE	4	
	ASSAULT - 2ND DEGREE	1	
	ASSAULT - 3RD DEGREE	1	
	BATTERING, DOMESTIC - 1ST DEGREE (ARREST DATE AFTER 7-28-95)	1	
	BATTERING, DOMESTIC - 3RD DEGREE	1	
	BATTERING, DOMESTIC - 3RD DEGREE (ARREST DATE AFTER 7-28-95)	3	
	BATTERY - 2ND DEGREE	4	
	BATTERY - 3RD DEGREE	8	
	DOMESTIC BATTERING 2ND DEGREE	1	
	INTIMIDATING A WITNESS	1	
	KIDNAPPING	1	
	MANSLAUGHTER	2	
	MURDER - 1ST DEGREE	1	
	RAPE	7	
	SEXUAL ASSAULT - 3RD DEGREE	1	
	SEXUAL ASSAULT 2ND DEGREE	1	
	SEXUAL ASSAULT, 2ND DEGREE	4	
	TERRORISTIC THREATENING - 1ST DEGREE	7	
	TERRORISTIC THREATENING - 2ND DEGREE (ARREST DATE AFTER 8-13-93)	3	
	PROPERTY	BREAKING OR ENTERING	8
		BURGLARY (ARREST DATE PRIOR 8-13-93)	1
BURGLARY, COMMERCIAL (ARREST DATE AFTER 8-13-93)		5	
BURGLARY, RESIDENTIAL (ARREST DATE AFTER 8-13-93)		13	
CRIMINAL MISCHIEF - 1ST DEGREE		2	
CRIMINAL MISCHIEF - 2ND DEGREE		1	
SHOPLIFTING		1	
THEFT BY RECEIVING		5	
THEFT OF PROPERTY		16	
UNAUTHORIZED USE OF A VEHICLE		1	
PUBLIC ORD	ABSCONDING	1	
	DISORDERLY CONDUCT	2	
	ESCAPE - 3RD DEGREE	1	
	FLEEING	3	
	HARASSMENT (ARREST DATE AFTER 8-13-93)	1	
	INDECENT EXPOSURE	1	
	OBSTRUCTING GOVERNMENTAL OPERATIONS	1	
Grand Total		126	