

# ARKANSAS ALL-PAYER CLAIMS DATABASE

The Arkansas All-Payer Claims Database (APCD) is a large-scale database that contains healthcare data from a variety of entities, as required by the Arkansas Healthcare Transparency Initiative Act of 2015. Data available in the APCD include medical, pharmacy, and dental claims, as well as enrollment and provider data. This fact sheet provides the data elements available by submitting entity and the date range covered for each. APCD data will be available for approved analytic use through the data-release process.

AUGUST 2017



MEDICAL



PHARMACY



DENTAL



ENROLLMENT



PROVIDER

	MEDICAL	PHARMACY	DENTAL	ENROLLMENT	PROVIDER
<b>COMMERCIAL*</b> 4,824,781 Covered Individuals	2013 - 2016	2013 - 2016	2013 - 2016	2013 - 2016	2013 - 2016
<b>ARKANSAS MEDICAID</b> 1,427,441 Covered Individuals	2013 - 2017	2013 - 2017	2013 - 2017	2013 - 2017	2013 - 2017
<b>MEDICARE</b> 611,466 Covered Individuals	2013	2013		2013	
<b>ARKANSAS STATE / SCHOOL EMPLOYEES</b> 328,286 Covered Individuals	2013 - 2016	2013 - 2016		2013 - 2016	
<b>ARKANSAS WORKERS' COMPENSATION</b> 26,707 Covered Individuals	2013 - 2016				

\* Some entities have submitted data through 2017

## FUTURE ENHANCEMENTS

- SAMPLE DATASETS FOR RESEARCHERS
- MEDICAL MARIJUANA FLAG TO INDICATE QUALIFYING PATIENTS


The Arkansas Healthcare Transparency Initiative Act was amended in 2017, adding several new data elements to the APCD, including hospital discharge and emergency department data for the uninsured, cancer registry data, birth and death records, and medical marijuana qualifying patient data.

### APCD DATA USES

INFORM MONITOR STUDY SUPPORT	Price transparency
	Quality improvement
	Population health
	Service utilization
	System performance

### DATA REQUESTERS

- State and federal agencies
- Researchers
- Providers
- Payers
- Program evaluators
- Quality improvement organizations



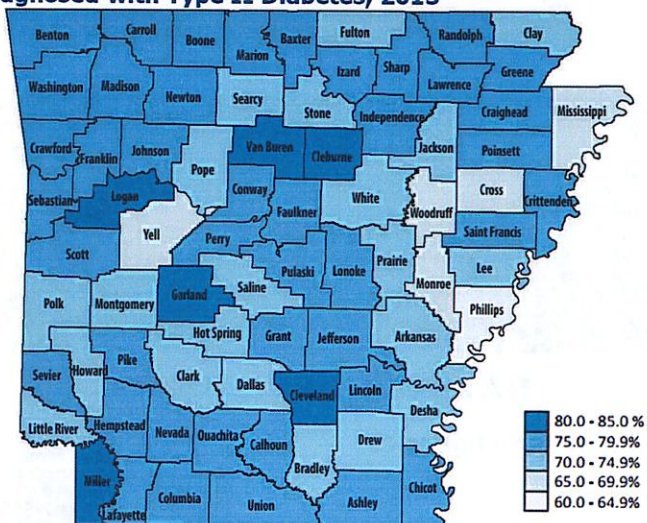


# ARKANSAS APCD DATA REQUEST PROCESS

- 1 DATA REQUESTER SUBMITS DATA REQUEST**  
 The data requester submits a **DATA REQUEST FORM** and **DATA ELEMENT LIST**. This allows the Arkansas APCD team to ask additional questions and determine feasibility of the request.
- 2 ARKANSAS APCD TEAM WORKS WITH DATA REQUESTER**  
 The Arkansas APCD team determines counts, identifies aggregation requirements (if applicable), and allows the data requester to make changes to the data request before initiating the approval process. A price estimate may be given at this time.
- 3 DATA REQUESTER COMPLETES DATA REQUEST**  
 The completed data request includes a **DATA MANAGEMENT PLAN** in addition to the data request form and data element list. Data requests are reviewed based on the **ARKANSAS APCD DATA REQUEST MONTHLY REVIEW SCHEDULE**. A final price for the data will be provided.
- 4 DATA OVERSIGHT COMMITTEE REVIEWS**  
 The Data Oversight Committee reviews completed data requests. For academic research, the committee may refer the data request to the **Scientific Advisory Committee**. The Data Oversight Committee offers a recommendation to the **Healthcare Transparency Initiative Board** and ensures that the request is consistent with the purpose of the Initiative.
- 5 HEALTHCARE TRANSPARENCY INITIATIVE BOARD REVIEWS**  
 The Board reviews data requests on a quarterly basis and makes final recommendations to the **Arkansas Insurance Commissioner**. The Board may recommend approval to provide access, approval subject to conditions/modifications, or denial of the request.
- 6 ARKANSAS INSURANCE COMMISSIONER MAKES DECISION ON DATA REQUEST**  
 The Arkansas Insurance Commissioner may approve or deny data requests in whole or in part.
- 7 DATA USE AGREEMENT EXECUTION, FULFILLMENT, AND COMPLETION**  
 Data request fulfillment begins after a **DATA USE AGREEMENT** is signed with the Arkansas Insurance Department and project plan is finalized. A **CERTIFICATION OF PROJECT COMPLETION AND DATA DESTRUCTION** form must be completed at the end of the project term.

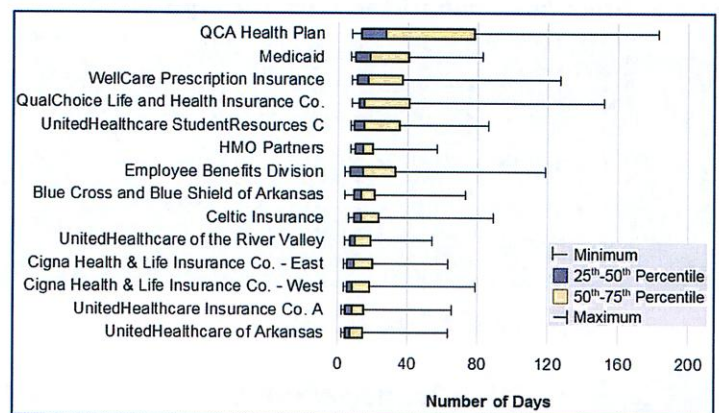
## EXAMPLES OF APCD DATA USES

**Hemoglobin A1c Annual Test Rate for Medicare Beneficiaries Diagnosed with Type II Diabetes, 2013**



Medicare claims data were used to analyze diabetes in adults 65 and older in Arkansas. The study showed counties that had a large percentage of their patients participating in routine Hemoglobin A1c tests, avoided developing medical complications associated with diabetes.

**Time to Paid Claim (Office)  
Oct. 2014 - Sept. 2015**



APCD data were used to explore the payment aspect of revenue management—an assessment of the number of days until claims are paid in various healthcare settings. The graph above illustrates time to paid claim in an office setting.



## APCD Data Users

- Harvard University—Episodes of care study
- Arkansas Insurance Department
  - Utilization/network adequacy assessment
  - Actuarial analyses—Lewis & Ellis
  - Provider-led entity capitalization requirement
- Arkansas Department of Human Services
  - Actuarial analyses—Optumas
  - 1115 waiver federal evaluation—Mathematica
  - State Innovation Model federal evaluation—Research Triangle Institute
  - Healthcare landscape study—Leavitt Partners/Health Management Associates
- Bureau of Legislative Research



1

ADMINISTERED BY **ACHI**

## APCD Inquiries/Requests

Data Requestor	Intended Use
Arkansas Biosciences Institute	Research at five member institutions
National Accreta Foundation/Consumer Reports	Consumer reporting on C-section rates
UAMS College of Public Health	Profile/assess interventions among high-frequency jail and ER utilizers
Arkansas provider-led entities	Network/rate development
National Accreta Foundation/Consumer Reports	Consumer reporting on C-section rates
Arkansas Department of Health	Perinatal collaborative/infant mortality
Arkansas Department of Human Services	Evaluation of hernia surgeries
AXPM/Rock Dental Brands	Dental care management
Baptist Health	Medicare patient care coordination
Society of Actuaries	Healthcare costs of opioid epidemic



2

ADMINISTERED BY **ACHI**

## APCD Inquiries/Requests

Data Requestor	Intended Use
Impaq Strategy	Quality improvement review
GrooveHealth Rx	Medication adherence/refill patterns
RAND Corporation	Insurance coverage transitions
Yale University	Utilization change at Medicaid/Medicare transition
University of Houston—TX Medical Center	Long-term antipsychotic use in Medicaid
UAMS-Department of Pediatrics	Asthma management/quality
Indiana University-School of Public and Environmental Affairs	Anti-depressant utilization
University of Rochester	Miscellaneous diagnosis prevalence
Purdue University	Hospital/payer-specific analyses
University of California	Congenital heart disease



3

ADMINISTERED BY ACHI

## Answerable by the APCD

- Who are the top 10 prescribers of opioids statewide?
- How much are patients being charged for out-of-network ambulance services?
- What is the diagnosis/utilization profile of medical marijuana qualifying patients?
- How much variation is there in payments for hospital services in the state?
- Where and for which services is telemedicine being used the most?



4

ADMINISTERED BY ACHI

# Cost for DD and SPMI, 2015

2015 (All)

