



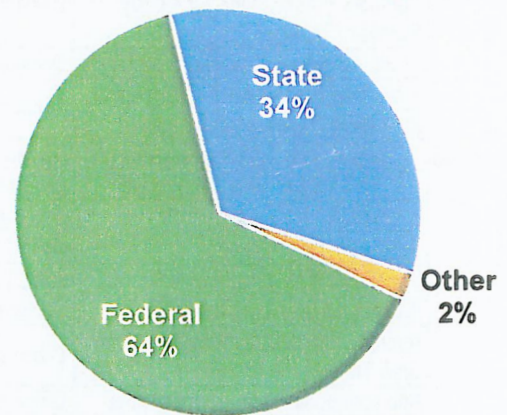
Workforce Development Program Survey
*Conducted by Policy Analysis and Research Section,
 Bureau of Legislative Research*

The following information was requested from all fifteen State Departments on programs dedicated to workforce development that operated in Fiscal Year 2022:

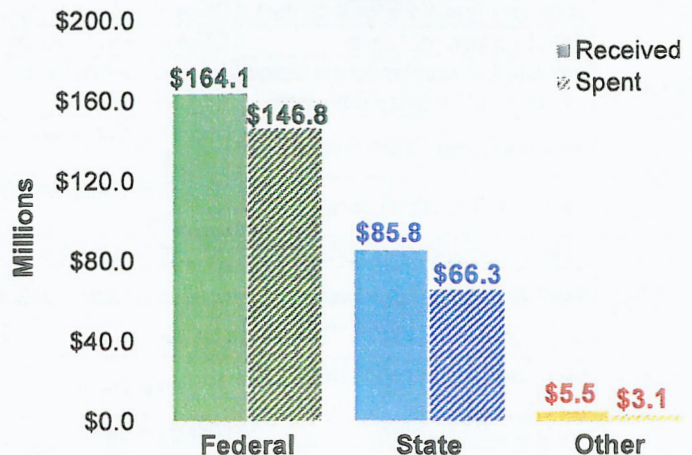
1. Department of Agriculture
2. Department of Commerce
3. Department of Corrections
4. Department of Education
5. Department of Energy and Environment
6. Department of Finance and Administration
7. Department of Health
8. Department of Human Services
9. Department of Inspector General
10. Department of Labor and Licensing
11. Department of Military
12. Department of Parks, Heritage, and Tourism
13. Department of Public Safety
14. Department of Transformation and Shared Services
15. Department of Veterans Affairs

Six departments reported having workforce development programs that received funding: Commerce, Corrections, Education, Health, Human Services, and Labor and Licensing. The Department of Health reported an additional workforce program, Clinical Experiences, that did not receive any funding. The remaining nine departments reported having no workforce development programs.

Workforce Development Funding, FY22

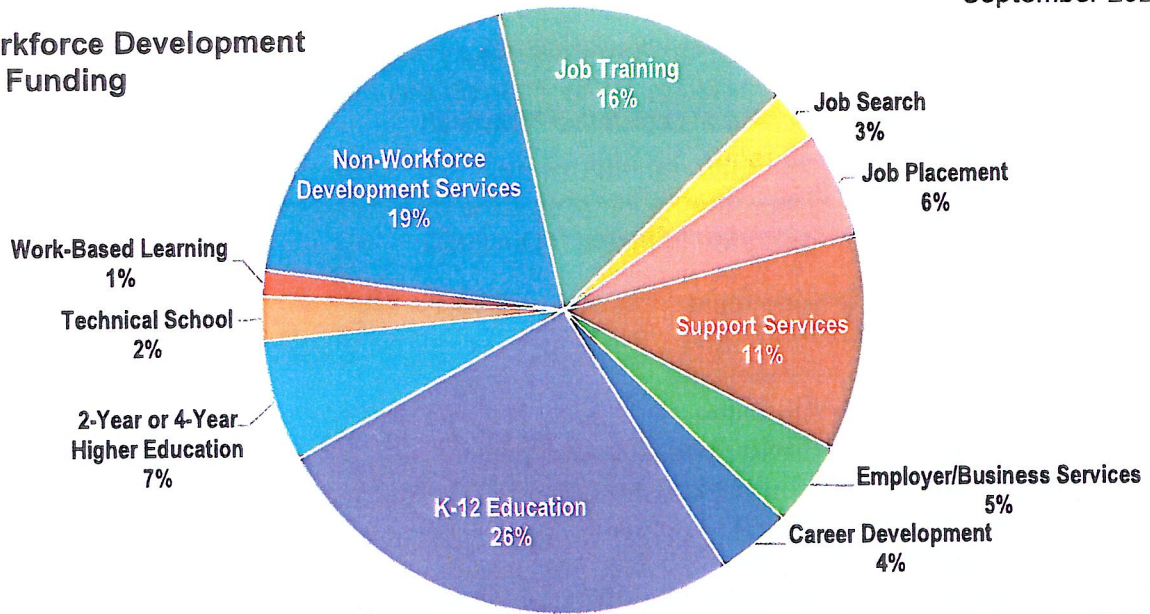


According to the survey responses received, Arkansas state agencies received a total of about **\$255 million** in state, federal, and other funding to support programs that include workforce development activities (About \$49 million of this program funding is dedicated to non-workforce development activities).¹



¹ As of survey submission date, August 2022

FY22 Workforce Development Program Funding



	Program	Agency	Federal Funding Received	State Funding Received	Other Funding Received	Total Funding Received
Commerce	Business and Industry Training Program (BITP)	Arkansas Economic Development Commission (AEDC)	\$ -	\$1,714,800	\$ -	\$1,714,800
	Reemployment Services & Eligibility Assessment Program (RESEA)	Division of Workforce Services (DWS)	\$1,257,000	\$ -	\$ -	\$1,257,000
	Relmagine Workforce Program	Division of Workforce Services	\$3,424,982	\$ -	\$ -	\$3,424,982
	Temporary Assistance for Needy Families (TANF)	Division of Workforce Services	\$66,420,096	\$ -	\$ -	\$66,420,096
	Trade Adjustment Assistance (TAA)	Division of Workforce Services	\$2,290,427	\$ -	\$ -	\$2,290,427
	Workforce Innovation & Opportunity Act (WIOA) Title I Adult Program	Division of Workforce Services	\$5,569,073	\$ -	\$ -	\$5,569,073
	WIOA Title I Dislocated Worker	Division of Workforce Services	\$4,340,248	\$ -	\$ -	\$4,340,248
	WIOA Title I Wagner-Peyser	Division of Workforce Services	\$5,161,926	\$ -	\$ -	\$5,161,926
	WIOA Title I Youth	Division of Workforce Services	\$5,708,294	\$ -	\$ -	\$5,708,294
	Adult Education Division	DWS Adult Education Section	\$6,156,387	\$21,506,859	\$5,377,173	\$33,040,419
	Vocational Rehabilitation (VR) /Supported Employment (SE)	DWS Arkansas Rehabilitation Services (ARS)	\$42,847,037	\$11,596,466	\$ -	\$54,443,503
	Apprenticeship Construction Industry Craft Training Trust Fund	Office of Skills Development	\$ -	\$894,000	\$ -	\$894,000
	Apprenticeship Training Programs	Office of Skills Development	\$ -	\$1,611,456	\$ -	\$1,611,456
	Secondary Area Vocational Centers	Office of Skills Development	\$ -	\$20,436,383	\$ -	\$20,436,383
	Skills Development Grants	Office of Skills Development	\$ -	\$16,718,064	\$ -	\$16,718,064
Corrections	Arkansas Correctional School District – Career and Technical Education	Arkansas Correctional School District	\$ -	\$2,247,901	\$ -	\$2,247,901
Education	Arkansas Career Coach Program	Division of Career and Technical Education	\$1,351,664	\$2,228,098	\$ -	\$3,579,762
	Career and Technical Education	Division of Career and Technical Education	\$13,786,625	\$3,559,756	\$ -	\$17,346,381
Health	Faith A. Fields Scholarship/Loan	Dept. of Health Board of Nursing	\$ -	\$100,000	\$ -	\$100,000
Human Services	SNAP Employment and Training	Division of County Operations	\$4,494,359	\$3,026,085	\$ -	\$7,520,445
Labor & Licensing	Mine Safety	Division of Labor	\$129,234	\$32,070	\$ -	\$161,304
	Occupational Safety and Health (OSHA) Consultation	Division of Labor	\$1,200,258	\$126,444	\$10,667	\$1,337,368
	Training and Education	Division of Labor	\$ -	\$41,042	\$62,560	\$103,602
			\$164,137,610	\$85,839,425	\$5,450,400	\$255,427,434