

HANDOUT 1

Justice Reinvestment in Arkansas

Final Projected Impacts for Justice Reinvestment Policies
for the Legislative Criminal Justice Oversight Task Force

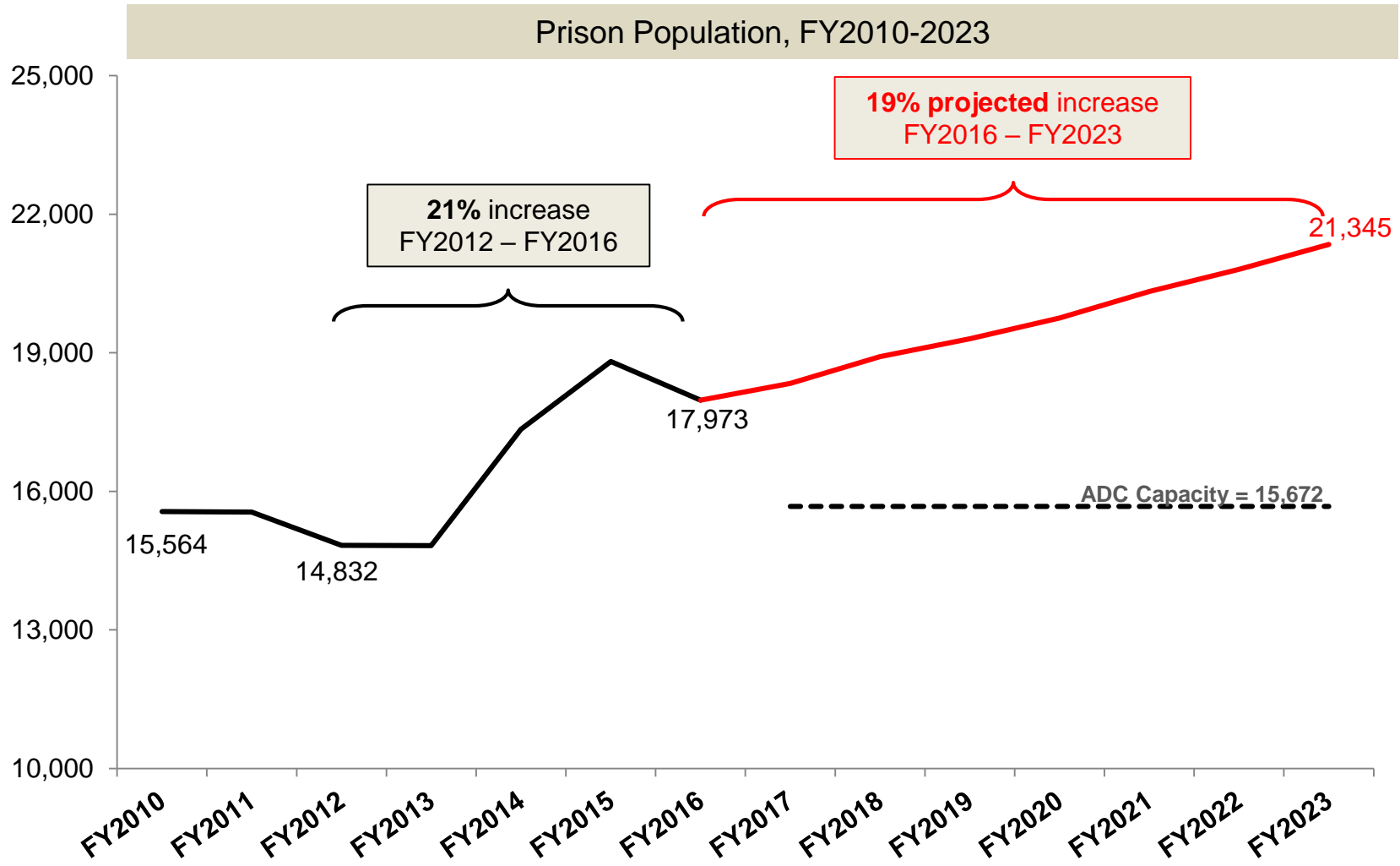
December 13, 2016

Andy Barbee, Research Manager

Jessica Gonzales, Senior Research Associate


Ben Shelor, Policy Analyst

Arkansas's prison population is projected to increase 19 percent by the end of FY2023



Source: ADC Population Data; JFA Associates, 2016 Arkansas Prison Projections and Historical Corrections Trends, June 2016

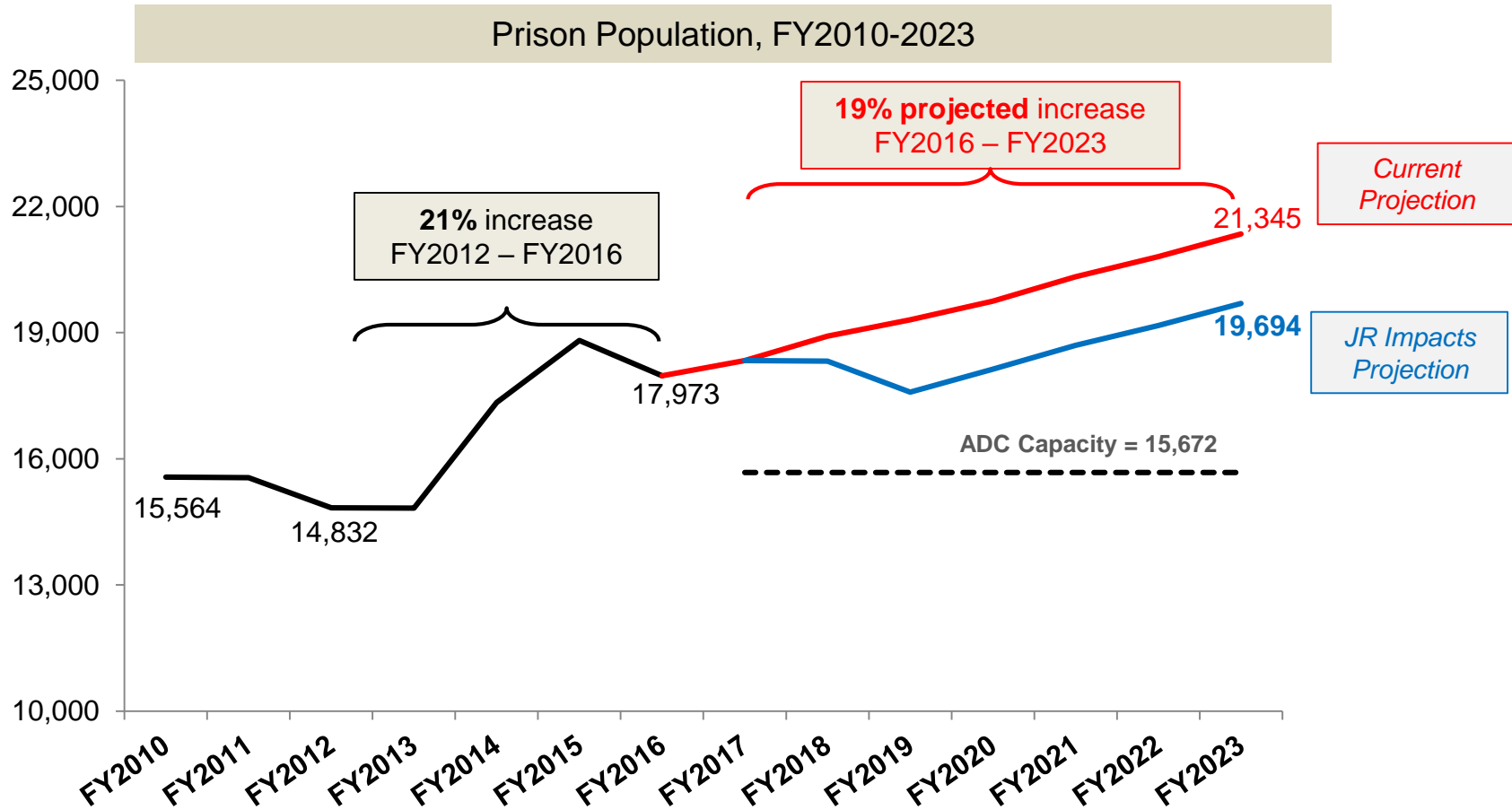
Maintaining status quo will cost Arkansas more than \$650 million in additional spending from FY2018 through FY2023

FY	ADC Population Above Capacity	Allowable CJ Backlog	CJ Backlog Cost (\$30/day)	Adjusted Capacity Shortfall	Operational Cost (\$63/day)	Cost of Constructing 4,200 Prison Beds	Total Cost of Maintaining Status Quo
FY2018	3,244	1,500	\$16,425,000	1,744	\$40,103,280	Assumed construction cost of \$60,000 per bed (conservative)	
FY2019	3,633	1,500	\$16,425,000	2,133	\$49,048,335		
FY2020	4,080	1,500	\$16,425,000	2,580	\$59,327,100		
FY2021	4,657	1,500	\$16,425,000	3,157	\$72,595,215		
FY2022	5,137	1,500	\$16,425,000	3,637	\$83,632,815		
FY2023	5,673	1,500	\$16,425,000	4,173	\$95,958,135		
Totals	---	---	\$98,550,000	---	\$400,664,880	\$252,000,000	\$751,214,880

Arkansas is already paying for the county jail backlog, so these are not considered new monies for this purpose.


\$653 million in new spending that would be required to maintain the status quo.

Justice Reinvestment policy options reduce demand for ADC beds by more than 1,650



Source: ADC Population Data; JFA Associates, 2016 Arkansas Prison Projections and Historical Corrections Trends, June 2016

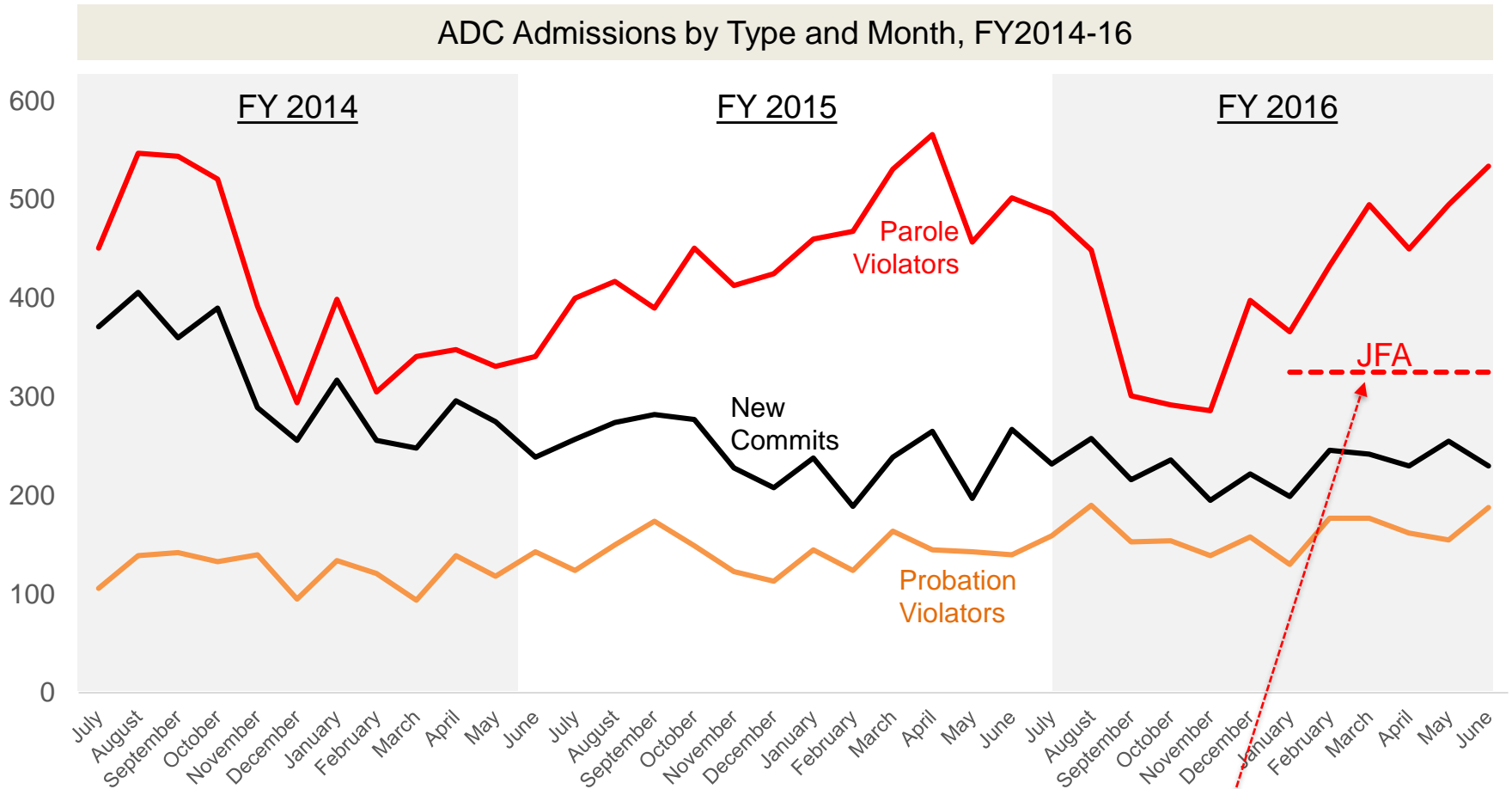
Justice Reinvestment policy options can reduce number of prison beds needing construction in Arkansas

	FY2017	FY2018	FY2019	FY2020	FY2021	FY2022	FY2023	6 Year Totals 	
Baseline ADC Population Forecast	18,338	18,916	19,305	19,752	20,329	20,809	21,345		
Revised ADC Population Forecast (JR Package)	18,338	18,321	17,588	18,134	18,699	19,169	19,694		
Difference in Population	0	-595	-1,717	-1,618	-1,630	-1,640	-1,651		
Savings (reduced need for 1,650-bed prison construction)	0	Cost of constructing 1,650 prison beds estimated at \$60,000 per bed = \$99,000,000							- \$99 M
Savings (1,650-bed prison operation at \$63 per day)	0	0	-\$37.9 M	-\$37.9 M	-\$37.9 M	-\$37.9 M	-\$37.9 M		- \$189.5 M
Total Savings FY2018-23								- \$288.5 M	
Reinvestments	\$0	\$14.4 M	\$9.9 M	\$10.2 M	\$10.2 M	\$10.5 M	\$10.7 M	\$ 65.9 M	

Savings generated make resources available for more cost effective approaches

		FY2018	FY2019	FY2020	FY2021	FY2022	FY2023	Total
Averted Costs	New Construction Costs Averted	Cost of constructing 1,650 prison beds estimated at \$60,000 per bed = \$99,000,000						\$99 M
	Operational Costs Averted	0	\$37.9 M	\$37.9 M	\$37.9 M	\$37.9 M	\$37.9 M	\$189.5 M
	Total Averted Costs	\$16.5 M	\$54.4 M	\$54.4 M	\$54.4 M	\$54.4 M	\$54.4 M	\$288.5 M
Reinvestments	ACC caseworkers and support staff	\$10.6 M	\$6.1 M	\$6.1 M	\$6.1 M	\$6.1 M	\$6.1 M	\$41 M
	Community-based treatment	\$3.2 M	\$3.2 M	\$3.5 M	\$3.5 M	\$3.8 M	\$4.0 M	\$21 M
	Specialized police response training	\$500 K	\$500 K	\$500 K	\$500 K	\$500 K	\$500 K	\$3 M
	Victim compensation	\$100 K	\$100 K	\$100 K	\$100 K	\$100 K	\$100 K	\$600 K
	Total Reinvestment	\$14.4 M	\$9.9 M	\$10.2 M	\$10.2 M	\$10.5 M	\$10.7 M	\$65.9 M
Net Savings	\$2.1 M	\$44.5 M	\$44.2 M	\$44.2 M	\$43.9 M	\$43.7 M	\$222.6 M	

Projection updates include FY2016 admissions to ADC



Note: Arkansas's official prison population forecast assumed 325 monthly parole violator returns to ADC for calendar 2016.

Source: ADC Admissions Data , JFA Associates 2016 Arkansas Prison Projections and Historical Corrections Trends, June 2016