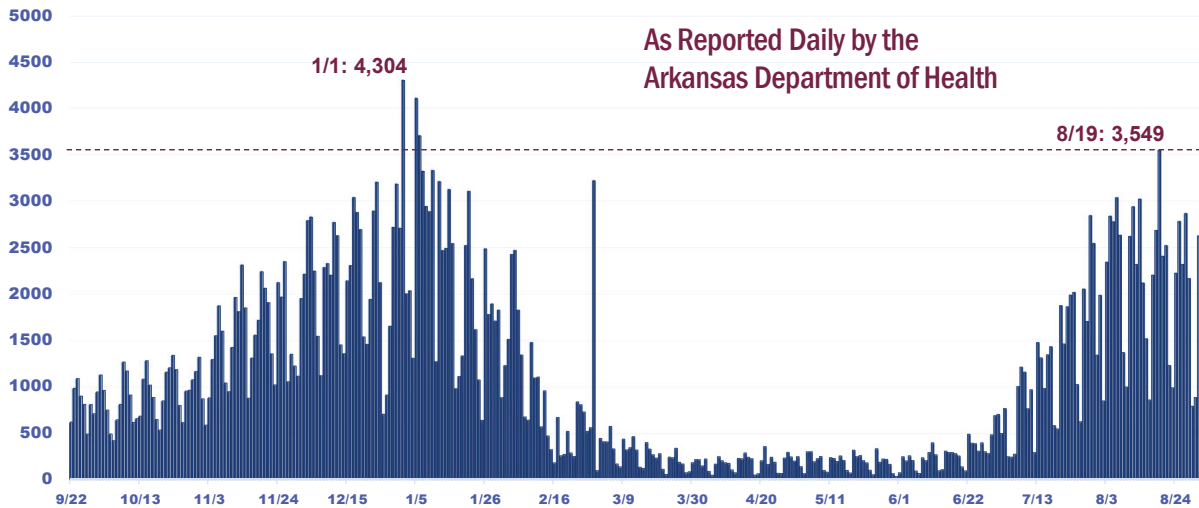


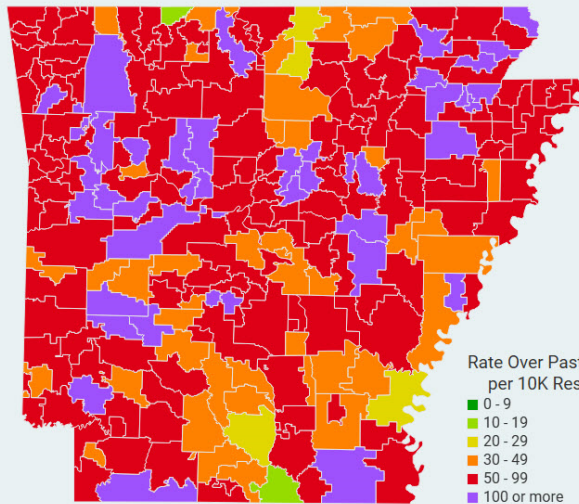
NEW COVID-19 DAILY CASES IN ARKANSAS



Based on data from the Arkansas Department of Health, which added 288 new cases on Feb. 28, 2021, and 2,932 additional cases that occurred prior to Feb. 14, 2021, as a result of a data clean up.

Rates of Known COVID-19 Infections Among Community Residents by School District

8/30/2021



achi.net/covid19

TRENDS: RATES OF NEW KNOWN INFECTIONS IN COMMUNITY BY SCHOOL DISTRICT

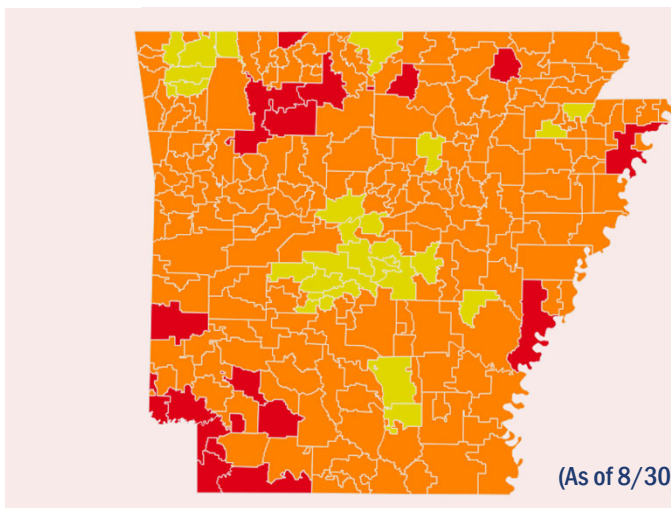
FOR 14-DAY PERIOD PER 10K RESIDENTS (sorted by highest, 8/30/21)

- Rates of New Cases
- 0 - 9
 - 10 - 19
 - 20 - 29
 - 30 - 49
 - 50 - 99
 - 100 or more

	8/2/2021	8/9/2021	8/16/2021	8/23/2021	8/30/2021
Magazine	65	57	61	110	217
Barton-Lexa	169	187	190	140	208
Paragould	88	122	148	153	163
Mineral Springs	39	39	59	82	153
Atkins	77	142	172	180	150
Harrisburg	60	93	135	143	141

achi.net/covid19

FULLY VACCINATED RESIDENTS BY SCHOOL DISTRICT



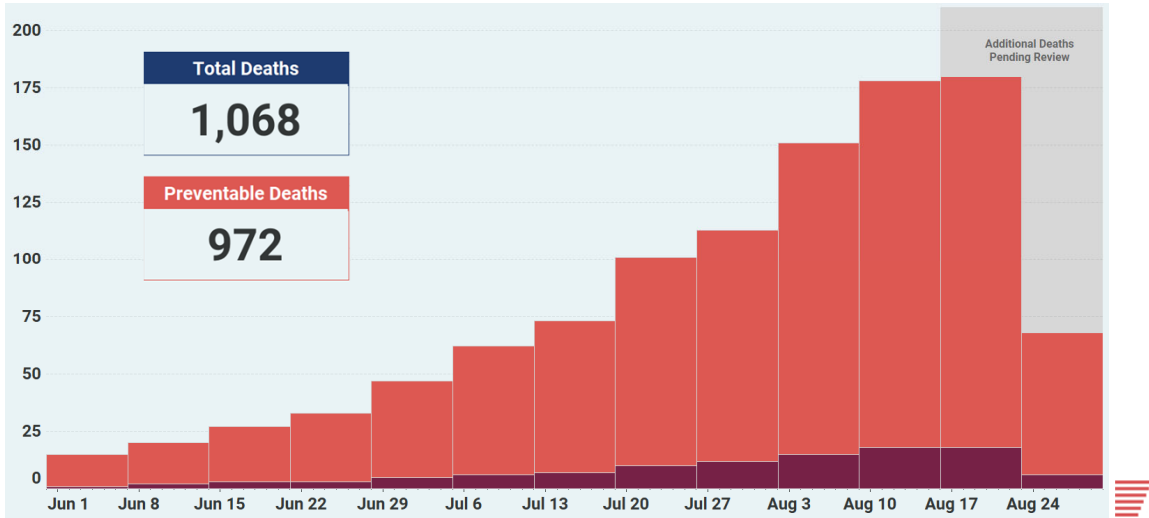
The map and table show the percentage of fully vaccinated individuals among the total population of each Arkansas school district as of August 23, 2021. Data for Arkansas residents who received vaccinations in neighboring states are not currently available, which may result in some rates being underreported.

Percentage of Residents Fully Vaccinated in Each School District

- 0-19%
- 20-39%
- 40-59%
- 60-79%
- 80-100%

achi.net/covid19

WEEKLY DEATHS IN ARKANSAS SINCE JUNE 1



Note: Data as of Aug. 30, 2021. Estimates for preventable deaths are based on at least 90% of COVID-19 deaths since June 1, 2021, occurring among unvaccinated individuals as reported by the Arkansas Department of Health. Deaths are displayed based on the date they occurred. There is an inherent lag in death reporting due to necessary case review and processing time.