


2011 Adult Education Program Local Education Agency County Configuration

Revised 12-5-11



= More than 1 LEA/county
 Color = multi-county Adult Education Program responsibility
 No Color = single county Adult Education Program responsibility

Arkansas Department
ACE
of Career Education

Three Capitol Mall
Little Rock, Arkansas 72201
<http://ace.arkansas.gov>
501-682-1970

ADULT EDUCATION DIVISION

July 1, 2009 – June 30, 2010

Academic Program Year

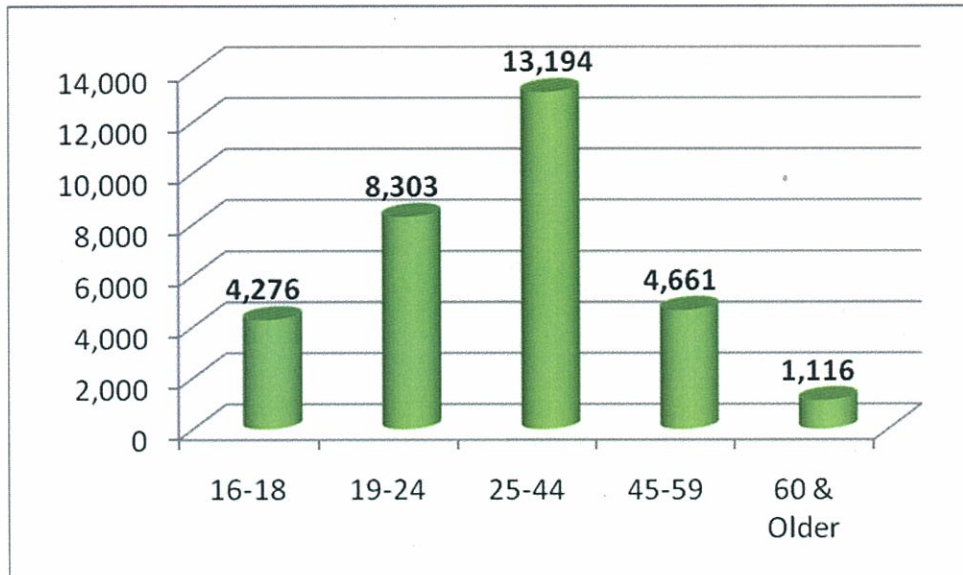
Report Card



◆ Who are the adult education students in Arkansas?

- **50,354 students were served in adult education/literacy programs**
- **31,550 of those students were enrolled for 12 or more hours of instruction**

Enrolled Students' Ages



42% of enrolled adult education and literacy students were between 25 and 44 years old

Enrolled Students' Ethnicities and Gender

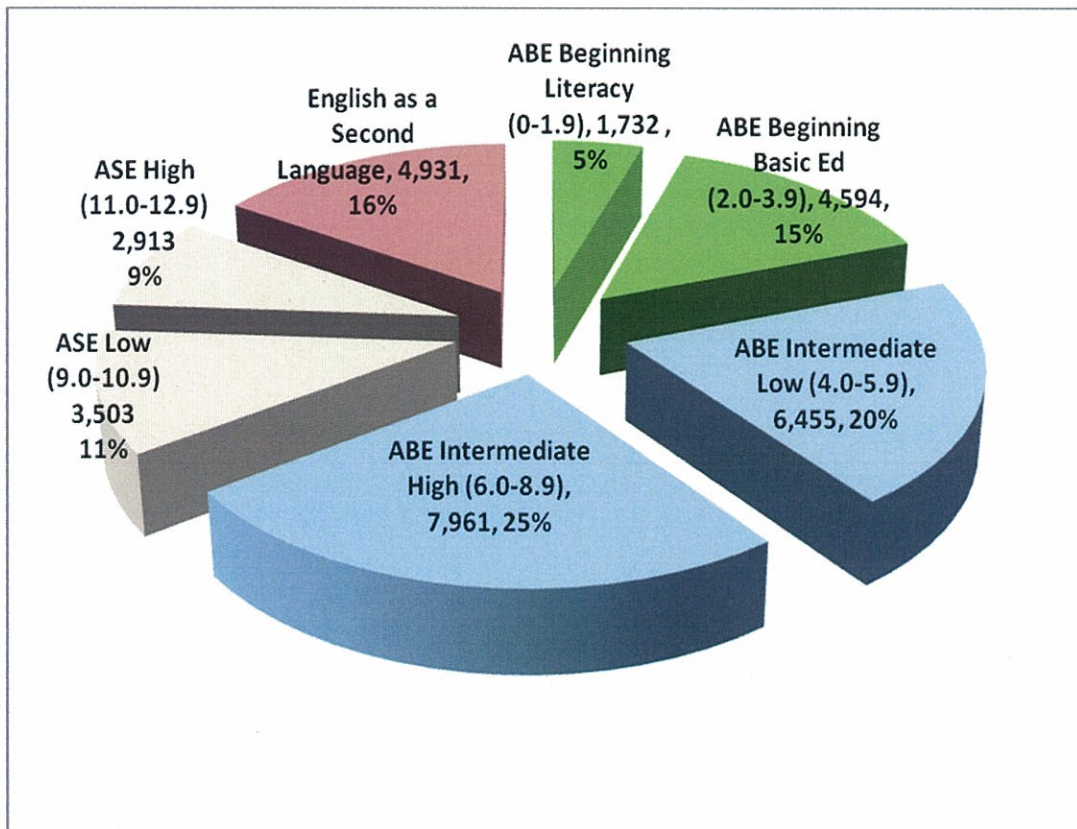
ETHNICITIES 2009-2010	Female	Male	Total	
White	7,769	8,289	16,058	51%
Black or African American	4,025	4,412	8,437	27%
Hispanic or Latino	3,332	2,463	5,795	18%
Asian	454	260	714	2%
American Indian or Alaskan Native	207	229	436	1%
Native Hawaiian / Other Pacific Islander	58	52	110	<1%
Totals:	15,845	15,705	31,550	100%
	50.2%	49.8%		

Adult Education serves many minority populations in Arkansas



Enrolled Students' Proficiency Levels

(0-12.9 Grade Level Equivalent, plus ESL)



45% of all students were functioning between the 4th and 8th grade level

20% of all students were preparing for the GED tests

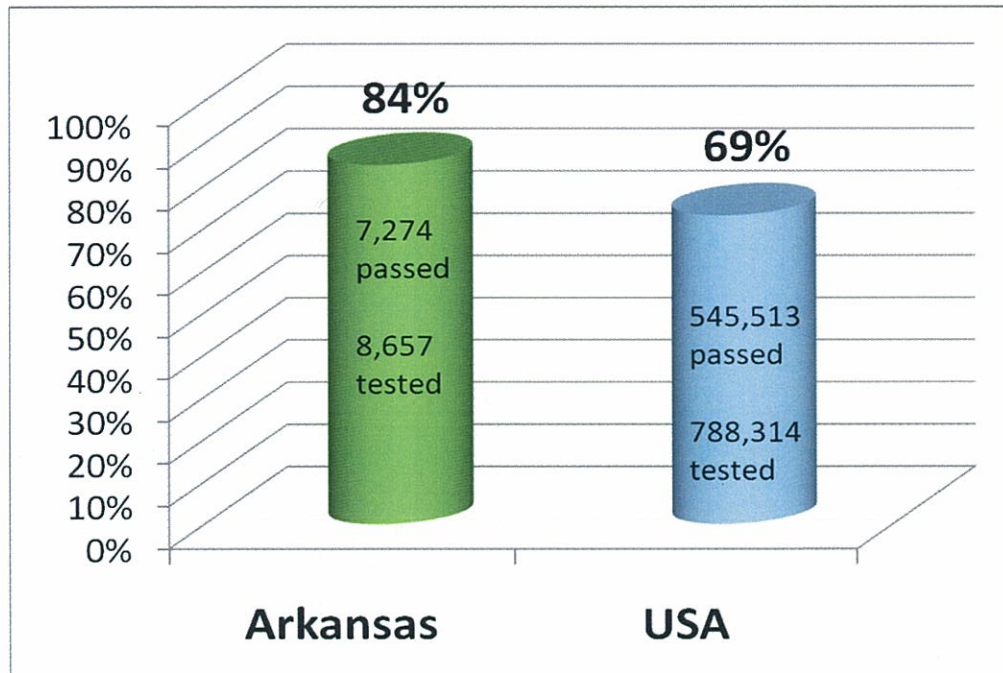
16% of all students were learning English as a Second Language

◆ What educational gains did Adult Education/Literacy students make in Arkansas?

- **77%** of the enrolled students who took both the pretest and the post-test made educational gains of **two or more grade level equivalents**
- **This equals 12,172 enrolled students**



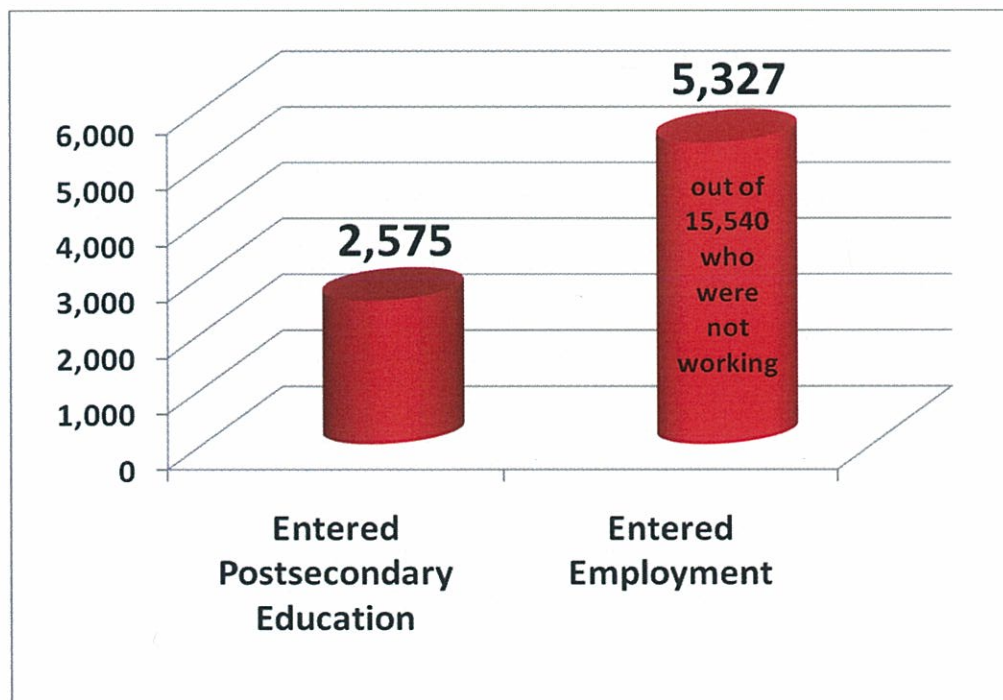
◆ How many Arkansans passed the General Educational Development (GED®) Tests in 2009?



**7,274 passed!
84%**

The Arkansas GED test pass rate is consistently higher than the national average pass rate.

◆ How many students entered employment or postsecondary education institutions after exiting adult education/literacy programs? (determined by data matching with the Department of Workforce Services and the Department of Higher Education)

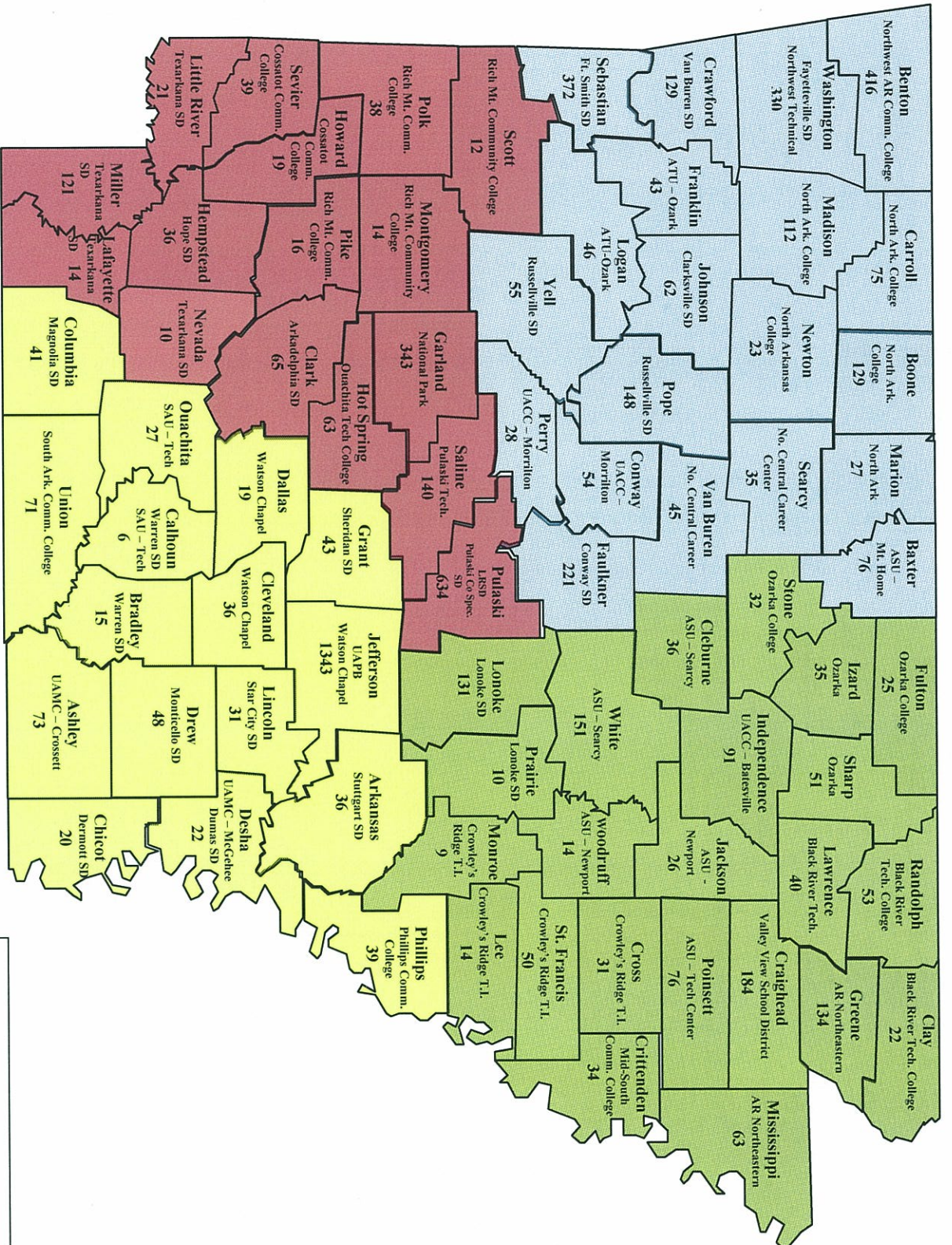


5,327 unemployed students obtained jobs in the first three months after exiting adult education and literacy programs.

2,575 adult education graduates entered postsecondary education after exiting.

GED Statistic Highlights 16, 17, & 18 Year Old Students	Total Tested All Ages	Pass Rate All Ages	Number of 16 Year Olds Tested	Number of 16 Year Olds Passed	Number of 17 Year Olds Tested	Number of 17 Year Olds Passed	Number of 18 Year Olds Tested	Number of 18 Year Olds Passed	Total 16-18 Tested	Number of 16, 17, & 18 Year Olds Who Passed	% of Total of 16, 17, & 18 Year Olds Pass Rate
2010	8783	86.00%	726	668	1346	1210	1149	1018	3221	2896	89.91%
2009	8657	84.00%	639	598	1496	1333	1354	1197	3489	3128	89.65%
2008	8747	85.10%	840	768	1718	1539	1196	1081	3754	3388	90.25%
2007	8179	84.40%	864	790	1644	1465	1168	1069	3676	3324	90.42%
2006	8053	82.30%	837	752	1612	1397	1112	970	3561	3119	87.59%
2005	8202	85.50%	871	799	1611	1427	1152	1015	3634	3241	89.19%
2004	7915	84.40%	816	734	1543	1359	1127	976	3486	3069	88.04%
2003	7579	83.40%	817	744	1530	1336	1011	876	3358	2956	88.03%
2002	5906	85.50%	676	617	1302	1142	760	657	2738	2416	88.24%
2001	11205	81.60%	1037	911	1880	1604	1419	1179	4336	3694	85.19%
Totals			8123	7381	15682	13812	11448	10038	35253	31231	88.59%

- If the Average Daily Membership (ADM) is \$6,000 a year, the student is in the secondary school system from pre-kindergarten, and drops out at age 16 the taxpayer investment for that 12 years may be as much as \$72,000 (12 x \$6,000). Only after the student earns the GED (Arkansas High School Diploma) is the Arkansas Department of Education, Adult Education Division requesting \$1,600 for each earned GED that completes the mission of an earned high school diploma or GED. The request is for no new taxes, but use of existing funds
- The state, as an example in 2010, invested the same \$72,000 each in those 2,896 at an estimated cost \$208,512,000 and all 2,896 dropped out for whatever reason. To protect the state's expenditure to completion for those students who dropped out and earned the GED would cost an estimated \$4,633,600. This is for those who earn the GED not for those currently in the program working towards earning the GED.
- The Arkansas recidivism rate for prison inmates who earn their GED is 6.4% (Byers & Glover Doctoral Dissertation). When you apply the 6.4% to the 2,896 (185) earned GEDs, it may prevent 185 from entering prison due to not having a GED. This could save the state inmate average of \$24,500 each for three hots and a cot. That is an estimated savings of \$4,532,500 (\$24,500 x 185) which reoccurs every year the person is in prison until they earn the GED and are paroled.



Total Number of GED Credentials Earned in by Counties 2010

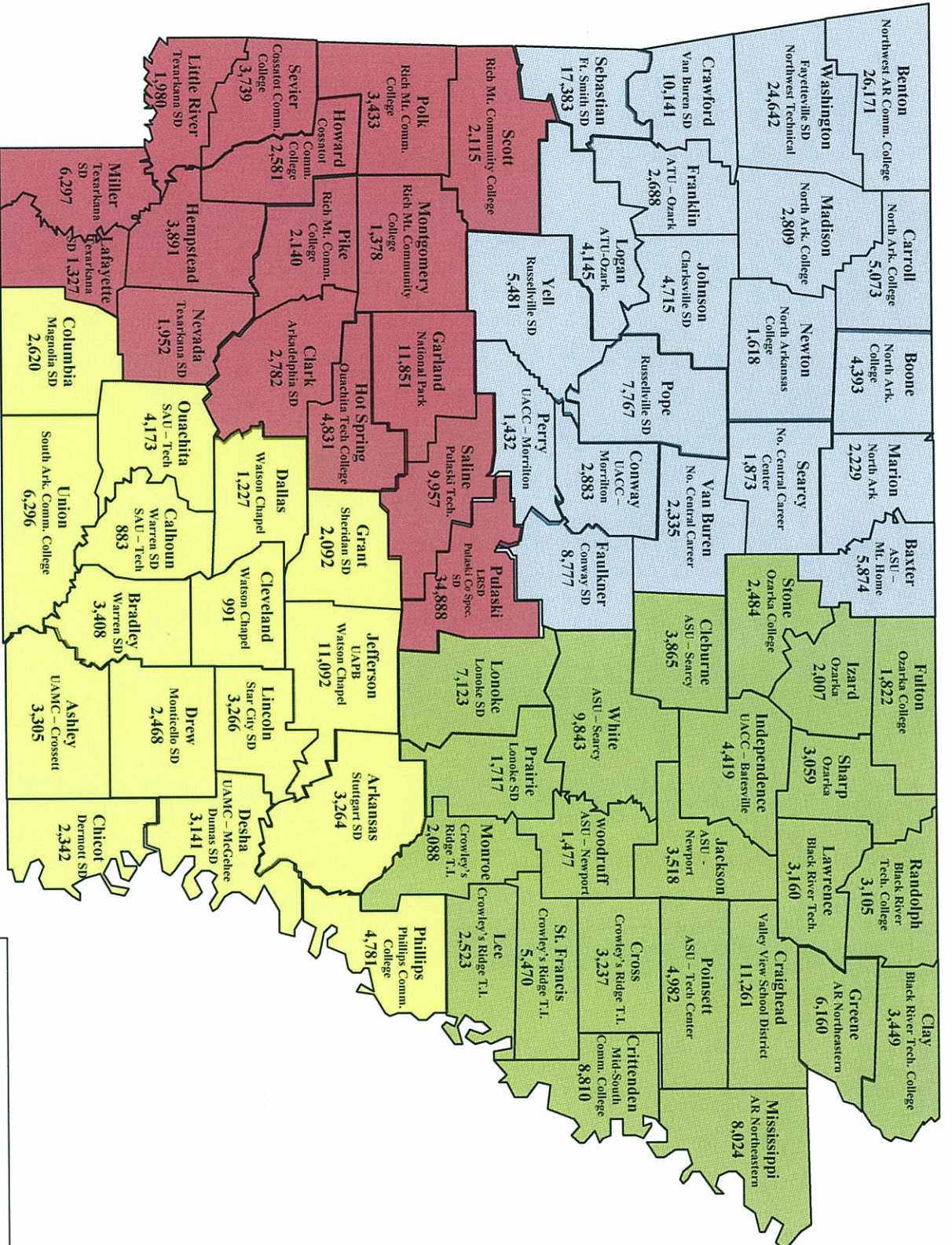
Arkansas GED® Testing Program

2010 Number Tested/Passed by County

Adult Education Division
Arkansas Department of Career Education

County	Tested	Passed	County	Tested	Passed	County	Tested	Passed
ARKANSAS	48	36	GARLAND	388	343	NEWTON	25	23
ASHLEY	87	73	GRANT	46	43	OUACHITA	30	27
BAXTER	80	76	GREENE	167	134	PERRY	31	28
BENTON	426	416	HEMPSTEAD	45	36	PHILLIPS	48	39
BOONE	141	129	HOT SPRING	69	63	PIKE	23	16
BRADLEY	18	15	HOWARD	22	19	POINSETT	87	76
CALHOUN	6	6	INDEPENDENCE	106	91	POLK	41	38
CARROLL	82	75	IZARD	47	35	POPE	160	148
CHICOT	22	20	JACKSON	33	26	PRAIRIE	10	10
CLARK	84	65	JEFFERSON	*1818	*1343	PULASKI	731	634
CLAY	25	22	JOHNSON	64	62	RANDOLPH	66	53
CLEBURNE	39	36	LAFAYETTE	26	14	ST. FRANCIS	63	50
CLEVELAND	11	10	LAWRENCE	45	40	SALINE	148	140
COLUMBIA	48	41	LEE	16	14	SCOTT	12	12
CONWAY	60	54	LINCOLN	34	31	SEARCY	42	35
CRAIGHEAD	206	184	LITTLE RIVER	24	21	SEBASTIAN	412	372
CRAWFORD	137	129	LOGAN	50	46	SEVIER	51	39
CRITTENDEN	41	34	LONOKE	151	131	SHARP	61	51
CROSS	40	31	MADISON	139	112	STONE	40	32
DALLAS	20	19	MARION	29	27	UNION	82	71
DESHA	27	22	MILLER	135	121	VAN BUREN	53	45
DREW	58	48	MISSISSIPPI	70	63	WASHINGTON	341	330
FAULKNER	232	221	MONROE	12	9	WHITE	160	151
FRANKLIN	45	43	MONTGOMERY	16	14	WOODRUFF	15	14
FULTON	30	25	NEVADA	12	10	YELL	73	55
2010 STATE TOTAL		Tested: 8783	Passed: 7539					

*Individuals testing with the Arkansas Correctional School (ACS)/Arkansas Department of Correction indicate county of residence as Jefferson County. In the 2010 calendar year, ACS tested 1443 individuals of which 1042 passed.



**Total Number of Eligibles
by Counties
2010**